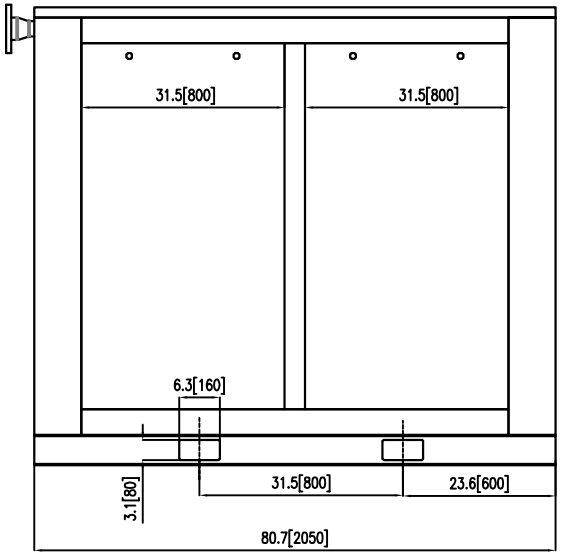

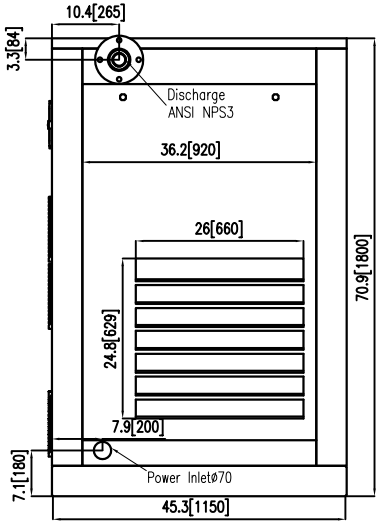

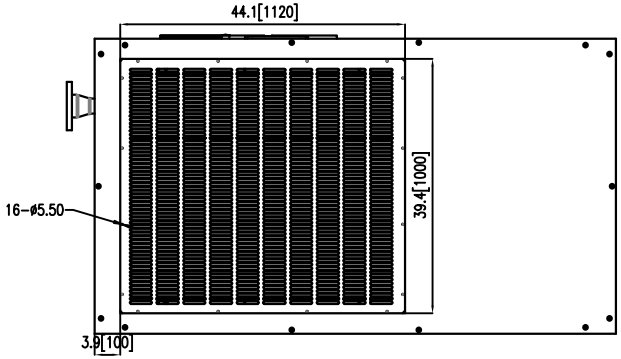

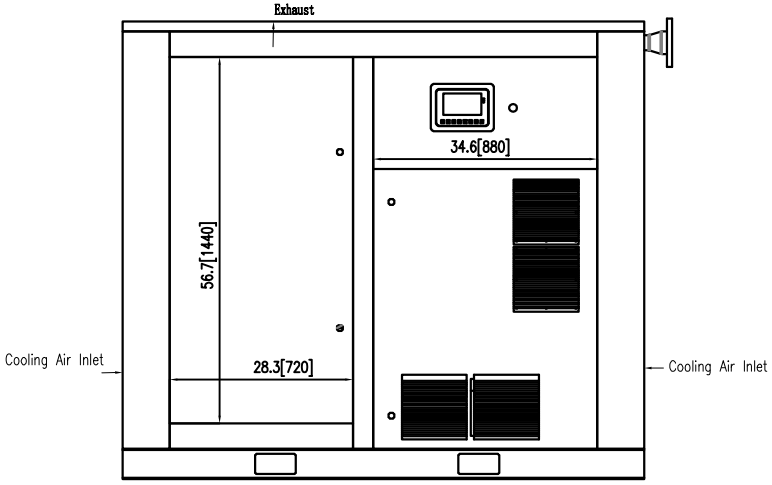

Specification
1.The compressor must have at least 4 feet of clearance around all side for proper ventilation and cooling.
2.The compressor must be installed on a smooth,level surface capable of supporting the gross weight of the machine.

UNLESS OTHERWISE SPECIFIED TOLERANCE ON ANGLES: +/- 0.5 DEGREE MACHINED PARTS TOLERANCE: +/- 0.03 in SHEETMETAL TOLERANCE: +/- .13 in FINISH ON MACHINED SURFACES 12.5				KRSD60-75 VSD	Outline Dimensions
DESIGN		STD		PHASE SIGN / WEIGHT / SCALE	D60/75V-10312022-002
				S	REF. ONLY
CHECK		AUDITING		SHEET 1 OF 1	NEXT ASSE
		APPROVE			