



## Service Truck Series

### TWO STAGE AIR COMPRESSORS

Outfit your work truck with our powerful Service Truck Series compressor. Ideal for fleet service trucks, welding/mechanics truck, or work site locations without electric power. Three gasoline engine options are available - *Honda®, Kohler®, and Subaru®*

- Cast iron two-stage pump for long life
- Gas powered engine with electric start and alternator
- ASME tank certified for 200 PSI maximum pressure
- Galvanized steel beltguard resists rust and corrosion
- Pilot valve throttle control automatically regulates engine speed



CE7003

### Specifications

| Model  | HP | Tank Size | Tank Style | CFM<br>@ 90 PSI @ 175 PSI | MAX<br>PSI | PUMP<br>RPM | Engine         | Shipping<br>Wgt. (lbs.) |
|--------|----|-----------|------------|---------------------------|------------|-------------|----------------|-------------------------|
| CE7002 | 13 | 30 Gal.   | Horz.      | 25.0 24.3                 | 175 PSI    | 1020        | Kohler Command | 519                     |
| CE7003 | 13 | 30 Gal.   | Horz.      | 25.0 24.3                 | 175 PSI    | 1020        | Honda GX390    | 540                     |
| CE7004 | 14 | 30 Gal.   | Horz.      | 25.0 24.3                 | 175 PSI    | 1020        | Subaru EX40    | 540                     |

### Accessories



**Vibration Isolation Pads**  
Recommended for all installations to isolate compressor from the floor.

MP345700AJ - set of 3  
MP367700AJ - set of 4



**Maintenance Kits**  
Includes synthetic compressor oil and air filter

CE0100 - 5 hp  
CE0101 - 7.5 hp



**Maintenance Kits**  
Includes synthetic compressor oil and air filter

CE0102 - 10 hp  
CE0103 - 15 hp



**Automatic Tank Drain**  
Electronically controlled drain valve eliminates manual tank draining.

MP367800AJ




**Compressor Oil**  
Formulated for reciprocating compressor duty.  
ST126701AV - 30w non-detergent petroleum oil, 1 gallon  
CE0032 - Full synthetic compressor oil, 1 quart



**Compressed Air Treatment**  
Filter, regulator, lubricator, and refrigerated air dryers.


RECIPROCATING

## AIR COMPRESSORS



POWERED EQUIPMENT SINCE 1836





## Compressed Air Solutions

Campbell Hausfeld offers heavy-duty two stage air compressors designed for your application. Whether you use your air compressor for general shop air or in a sophisticated collision repair facility, Campbell Hausfeld has a solution to fit your operation.

### Shop Air Series

#### TWO STAGE AIR COMPRESSORS

Shop Air Series compressors are designed for general compressed air needs and comes equipped with these standard features:

- Cast iron, two stage pump for long life
- ASME tank certified for 200 PSI maximum pressure
- Industrial-duty NEMA motor for reliable service
- Mounted and wired motor starter for quick electrical hookup
- Fully enclosed metal beltguard assures safe operation



CE7000

### Tire & Lube Series

#### FULLY PACKAGED TWO STAGE AIR COMPRESSORS

Tire & Lube Series air compressors are fully equipped with these additional features to simplify maintenance and operation:


- After-cooler - removes moisture from the compressed air
- Automatic Tank Drain - eliminates need to manually drain tank
- Low Oil Guard - shuts down compressor if oil level is too low
- Digital Hour Meter - helps monitor maintenance intervals



CE7005FP

#### Specifications

| Shop Air Series | Tire & Lube Series | HP  | Voltage     | PH | Displacement CFM | CFM @ 90 PSI @ 175 PSI |      | MAX PSI | PUMP RPM | Tank Size | Tank Style |
|-----------------|--------------------|-----|-------------|----|------------------|------------------------|------|---------|----------|-----------|------------|
| CE7050          | CE7050FP           | 5   | 230         | 1  | 21.1             | 17.2                   | 16.6 | 175 PSI | 685      | 80 Gal.   | Vert.      |
| CE7051          | CE7051FP           | 5   | 208-230/460 | 3  | 21.1             | 17.2                   | 16.6 | 175 PSI | 685      | 80 Gal.   | Vert.      |
| CE7052          | CE7052FP           | 5   | 230         | 1  | 21.1             | 17.2                   | 16.6 | 175 PSI | 685      | 80 Gal.   | Horz.      |
| CE7053          | CE7053FP           | 5   | 208-230/460 | 3  | 21.1             | 17.2                   | 16.6 | 175 PSI | 685      | 80 Gal.   | Horz.      |
| CE7000          | CE7000FP           | 7.5 | 230         | 1  | 31.2             | 25.0                   | 24.3 | 175 PSI | 1020     | 80 Gal.   | Vert.      |
| CE7001          | CE7001FP           | 7.5 | 208-230/460 | 3  | 31.2             | 25.0                   | 24.3 | 175 PSI | 1020     | 80 Gal.   | Vert.      |
| CE7005          | CE7005FP           | 7.5 | 230         | 1  | 31.2             | 25.0                   | 24.3 | 175 PSI | 1020     | 80 Gal.   | Horz.      |
| CE7006          | CE7006FP           | 7.5 | 208-230/460 | 3  | 31.2             | 25.0                   | 24.3 | 175 PSI | 1020     | 80 Gal.   | Horz.      |
| CE8001          | CE8001FP           | 10  | 208-230/460 | 3  | 42.0             | 36.0                   | 34.1 | 175 PSI | 685      | 120 Gal.  | Horz.      |
| CE8003          | CE8003FP           | 15  | 208-230/460 | 3  | 62.4             | 52.4                   | 50.0 | 175 PSI | 1020     | 120 Gal.  | Horz.      |




## Tire & Lube Series

#### DUPLEX AIR COMPRESSORS

Avoid unexpected downtime with the built-in backup of Duplex Air Compressors.

- Two individual compressor pumps and motors mounted on a single air receiver
- Each compressor pump/motor configuration can run independently or together depending on load conditions
- Deluxe UL listed control panel provides single point connection and includes: two magnetic starters, alternator, ON/OFF switch, and hour meters



CE7252FP

#### Specifications

| Model    | HP         | Voltage/Phase      | Displacement CFM | CFM @ 90 PSI @ 175 PSI |      | MAX PSI | PUMP RPM | Tank Size | Tank Style |
|----------|------------|--------------------|------------------|------------------------|------|---------|----------|-----------|------------|
| CE7252FP | 10 (5x2)   | 230V, 1 Ph         | 42.2             | 34.4                   | 33.2 | 175 PSI | 685      | 120 Gal.  | Horz.      |
| CE7253FP | 10 (5x2)   | 208-230/460V, 3 Ph | 42.2             | 34.4                   | 33.2 | 175 PSI | 685      | 120 Gal.  | Horz.      |
| CE7205FP | 15 (7.5x2) | 230V, 1 Ph         | 62.4             | 50                     | 48.6 | 175 PSI | 685      | 120 Gal.  | Horz.      |
| CE7206FP | 15 (7.5x2) | 208-230/460V, 3 Ph | 62.4             | 50                     | 48.6 | 175 PSI | 1020     | 120 Gal.  | Horz.      |
| CE8201FP | 20 (10x2)  | 208-230/460V, 3 Ph | 84.0             | 72                     | 68.2 | 175 PSI | 685      | 200 Gal.  | Horz.      |
| CE8203FP | 30 (15x2)  | 208-230/460V, 3 Ph | 124.8            | 104.8                  | 100  | 175 PSI | 1020     | 200 Gal.  | Horz.      |

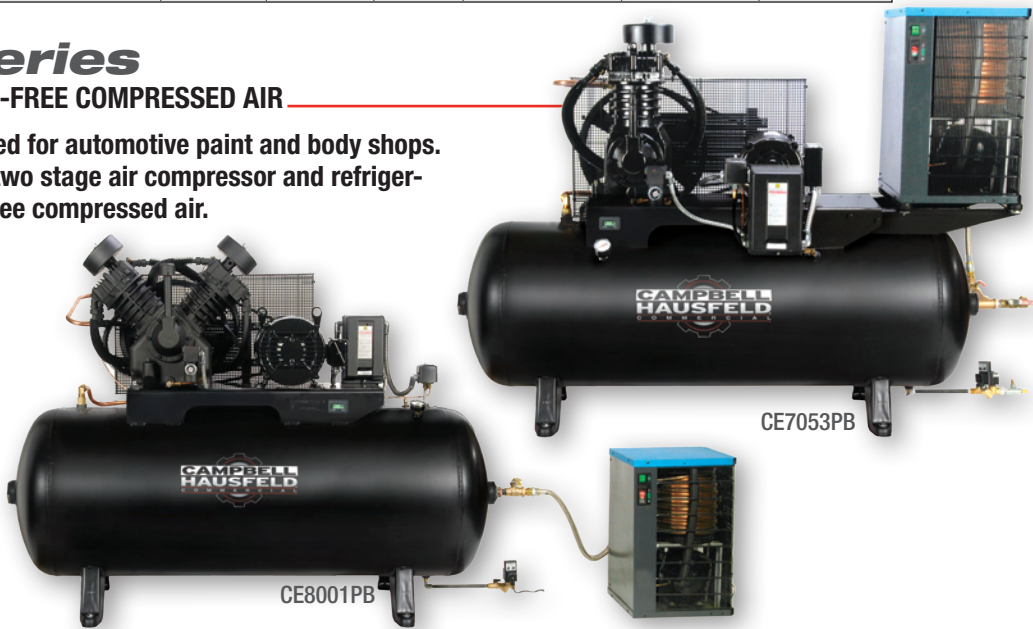
## Paint & Body Series

#### COMPLETE SYSTEM OF DRY, MOISTURE-FREE COMPRESSED AIR

The Paint & Body Series are ideally suited for automotive paint and body shops. Every model includes a fully packaged two stage air compressor and refrigerated air dryer to deliver dry, moisture-free compressed air.

Features include:

- Cast iron, two stage compressor pump
- Belt guard mounted aftercooler
- Refrigerated air dryer
- Industrial duty NEMA motor
- Mounted and wired magnetic starter
- ASME Code tank
- Automatic tank drain
- Digital hour meter



CE8001PB

CE7053PB

#### Specifications

| Model    | HP  | Voltage     | PH | Displacement CFM | CFM @ 90 PSI @ 175 PSI |      | MAX PSI | PUMP RPM | Tank Size | Tank Style |
|----------|-----|-------------|----|------------------|------------------------|------|---------|----------|-----------|------------|
| CE7052PB | 5   | 230         | 1  | 21.1             | 17.2                   | 16.6 | 175 PSI | 685      | 80 Gal.   | Horz.      |
| CE7053PB | 5   | 208-230/460 | 3  | 21.1             | 17.2                   | 16.6 | 175 PSI | 685      | 80 Gal.   | Horz.      |
| CE7005PB | 7.5 | 230         | 1  | 31.2             | 25.0                   | 24.3 | 175 PSI | 1020     | 80 Gal.   | Horz.      |
| CE7006PB | 7.5 | 208-230/460 | 3  | 31.2             | 25.0                   | 24.3 | 175 PSI | 1020     | 80 Gal.   | Horz.      |
| CE8001PB | 10  | 208-230/460 | 3  | 42.0             | 36.0                   | 34.1 | 175 PSI | 685      | 120 Gal.  | Horz.      |
| CE8003PB | 15  | 208-230/460 | 3  | 62.4             | 52.4                   | 50.0 | 175 PSI | 1020     | 120 Gal.  | Horz.      |