




### Over 100 years of experience

Since 1901 the Chicago Pneumatic name has represented high-performance tools and equipment designed for an extensive range of applications. Today, Chicago Pneumatic has a global reach, with local customer centers around the world. Chicago Pneumatic products are tailored to the needs of the industrial, vehicle service, and construction markets. Every day we develop and manufacture new products that are meant to meet your demands not only today, but tomorrow as well.

To learn more about our extensive range of tools, hydraulic attachments, industrial and portable compressors, accessories and workshop equipment, please visit [www.cp.com](http://www.cp.com).



CP compressors are supported by a network of trained service technicians who can provide complete warranty support, spare parts and technical consultation. For more information on our products, please contact your CP territory sales manager or a local authorized CP distributor.



### Original parts. Your quality assurance.

The “original part” identification confirms that these components passed our strict test criteria. All parts are designed to match the compressor. They have been thoroughly tested to obtain the highest level of protection, extending the compressors’ lifetime and keeping the cost of ownership to an absolute minimum. No compromises are made on reliability. The use of “original part” certified quality components helps ensure reliable operation and will not impact the validity of your warranty, unlike other parts. Look for the quality assurance seal.

DISTRIBUTED BY



The Compressed Air and Gas Institute, CAGI, is an organization dedicated to improving the compressed air industry through established standards. As a proud member of CAGI, CP Compressors publishes all technical data in accordance with CAGI/PNEUROP PN2CPTC2 guidelines and voluntarily allows products to be selected for participation in CAGI’s Performance Verification Program. With CP Compressors, our customers know they are receiving the excellent performance that we publish.



CP Compressors  
1800 Overview Drive  
Rock Hill, SC 29730  
1-877-861-CPAC (2722)

CP Compressors Canada  
2900 Argentina Rd. Unit 13  
Mississauga, Ontario L5N 7X9  
1-800-513-3782



RCP Series

People. Passion. Performance.

[www.cp.com](http://www.cp.com)

© 2012 Chicago Pneumatic. All Rights Reserved. Content is subject to change without notice. June 2012

Two Stage Electric Simplex											
Model	Part Number	HP	Tank gal.	Electrics Voltage/Phase	cfm @ displ.	cfm @ 100 psi	Recom. Dryer	Weight (lbs.)	L (in.)	W (in.)	H (in.)
RCP-561VNS	8090250617	5	60V	208-230/1	18.6	15.3	CPXHT-25	300	29	20	68
RCP-581VNS	8090250620	5	80V	208-230/1	18.6	15.3	CPXHT-25	382	39	24	73
RCP-381VS	8090250674	5	80V	208-230/1	22.4	18.5	CPXHT-25	457	39	24	77
RCP-381HS	8090250682	5	80H	208-230/1	22.4	18.5	CPXHT-25	491	71	24	49
RCP-338VS	8090250690	5	80V	208-230/3	22.4	18.5	CPXHT-25	457	39	24	77
RCP-338VS4	8090252795	5	80V	460/3	22.4	18.5	CPXHT-25	457	39	24	77
RCP-338HS	8090250716	5	80H	208-230/3	22.4	18.5	CPXHT-25	471	71	24	49
RCP-338HS4	8090252803	5	80H	460/3	22.4	18.5	CPXHT-25	471	71	24	49
RCP-581V	8090250619	5	80V	208-230/1	22.4	18.5	CPXHT-25	467	39	24	77
RCP-581H	8090250618	5	80H	208-230/1	22.4	18.5	CPXHT-25	501	71	24	49
RCP-583V	8090250623	5	80V	208-230/3	22.4	18.5	CPXHT-25	453	39	24	77
RCP-583V4	8090250639	5	80V	460/3	22.4	18.5	CPXHT-25	453	39	24	77
RCP-583H	8090250621	5	80H	208-230/3	22.4	18.5	CPXHT-25	481	71	24	49
RCP-583H4	8090250638	5	80H	460/3	22.4	18.5	CPXHT-25	481	71	24	49
RCP-7581VS	8090250724	7.5	80V	208-230/1	32.5	23	CPXHT-25	479	39	24	77
RCP-7581HS	8090250732	7.5	80H	208-230/1	32.5	23	CPXHT-25	538	71	24	49
RCP-7583VS	8090250740	7.5	80V	208-230/3	32.5	23	CPXHT-25	467	39	24	77
RCP-7583VS4	8090250906	7.5	80V	460/3	32.5	23	CPXHT-25	467	39	24	77
RCP-7583HS	8090250757	7.5	80H	208-230/3	32.5	23	CPXHT-25	481	71	24	49
RCP-7583HS4	8090250914	7.5	80H	460/3	32.5	23	CPXHT-25	481	71	24	49
RCP-7581V	8090250626	7.5	80V	208-230/1	32.5	23	CPXHT-25	489	39	24	77
RCP-7581H	8090250625	7.5	80H	208-230/1	32.5	23	CPXHT-25	548	71	24	49
RCP-7583V	8090250629	7.5	80V	208-230/3	32.5	23	CPXHT-25	477	39	24	77
RCP-7583V4	8090250641	7.5	80V	460/3	32.5	23	CPXHT-25	477	39	24	77
RCP-7583H	8090250627	7.5	80H	208-230/3	32.5	23	CPXHT-25	491	71	24	49
RCP-7583H4	8090250640	7.5	80H	460/3	32.5	23	CPXHT-25	491	71	24	49
RCP-10123VS	8090250765	10	120V	208-230/3	44.5	35	CPXHT-50	794	41	30	86
RCP-10123VS4	8090252829	10	120V	460/3	44.5	35	CPXHT-50	794	41	30	86
RCP-10123HS	8090250773	10	120H	208-230/3	44.5	35	CPXHT-50	705	77	26	59
RCP-10123HS4	8090252811	10	120H	460/3	44.5	35	CPXHT-50	705	77	26	59
RCP-10123V	8090250604	10	120V	208-230/3	44.5	35	CPXHT-50	854	41	30	86
RCP-10123V4	8090250634	10	120V	460/3	44.5	35	CPXHT-50	854	41	30	86
RCP-10123H	8090250602	10	120H	208-230/3	44.5	35	CPXHT-50	765	77	26	59
RCP-10123H4	8090250633	10	120H	460/3	44.5	35	CPXHT-50	765	77	26	59



RCP-10123H

Standard Features:

- Start/stop pressure switch control
- ASME tank and safety valves
- Fully enclosed belt guard
- Magnetic starter
- Manual tank drain
- Discharge valve


Premium models include all standard features plus:

- Low oil level switch
- Auto tank drain
- Triple-pass pump mounted aftercooler (5 and 7.5 HP)
- Belt guard aftercooler (10 HP)

Time Proven Design

RCP Series Compressors - Exceptional Strength

With durability, performance, solid cast iron cylinder, crankshaft and valve plates the RCP provides the strength that is required for everyday use. Aluminum head and coolers with deep fins allow for unmatched heat dissipation. Balanced pistons and crankshaft mean smoother and quieter operation. Oversized main bearings and automotive style replaceable insert bearings for a durable compressor pump. All units are 100% tested at full pressure.



The CP Compressor Guarantee

Chicago Pneumatic (CP) is dedicated to providing high quality, reliable equipment that has stood the test of time as one of the most rugged compressors in the market. Our compressors are 100% factory tested, and we stand behind our products with one of the most competitive warranties in the industry!

- |                              |                 |
|------------------------------|-----------------|
| • All rotary screw           | <b>5 YEARS*</b> |
| • Two-stage reciprocating    | 2 Years         |
| • Single-stage reciprocating | 1 Year          |
- \*Authorized start-up required.*

CP compressors are supported by a network of trained service technicians who can provide complete warranty support, spare parts and technical consultation. For more information on our products, please contact your CP territory sales manager or a local authorized CP distributor.

Skid weights may vary. Additional charge for lift gate truck is required.


High Temp Refrigerated Dryers												
Model	50°F PDP cfm @ 100 psig	Use with	Electrics	Ref. HP	Heat Exchanger	Max. psig	Refrig.	Weight (lbs.)	L (in.)	W (in.)	H (in.)	Conn. (NPT)
CPXHT-25	25	5 HP	115/1/60	1/4	SS/Copper	232	R-134a	85	20	14	18	1/2"
CPXHT-50	50	10 HP	115/1/60	1/4	SS/Copper	232	R-404A	128	23	18	31	1"
CPXHT-75	75	15 HP	115/1/60	1/2	SS/Copper	232	R-404A	183	23	18	31	3/4"
CPXHT-100	100	20 HP	115/1/60	3/4	SS/Copper	232	R-404A	194	23	18	41	3/4"
CPXHT-125	125	25 HP	115/1/60	3/4	SS/Copper	232	R-404A	200	23	18	41	3/4"

Maximum Ambient 95°F  
Minimum Ambient 34°F

Dew Point Temp 50°F +/- 2°F  
Maximum Temp 180°F

Standard Features:

- 180° F max inlet temp
  - 3 micron filter/separator
  - Inlet strainer
  - Precooler/reheater
- Six foot power cord
  - Automatic drain valve
  - Ambient air condenser filter
  - One year warranty on entire package



Magnetic Motor Starters			
Model	Part Number	HP	Voltage/Phase
Starter	1312100659	5 HP	230V / 1~
Starter	1312100662	7.5 HP	230V / 1~
Starter	1312100656	7.5 HP	230V / 3~
Starter	1312100657	7.5 HP	460V / 3~
Starter	1312100658	7.5 HP	230V / 3~
Starter	1312100661	10 HP	230V / 3~
Starter	1312100654	10 HP	460V / 3~
Starter	1312100655	10 HP	575V / 3~
Starter	1312100660	15 HP	575V / 3~

Starters come fully wired with contractors for immediate installation

Skid weights may vary. Additional charge for lift gate truck is required.

Single Stage Electric Simplex											
Model	Part Number	HP	Tank gal.	Electrics Voltage/Phase	cfm displ.	cfm @ 100 psi	Mag. Starter	Weight (lbs.)	L (in.)	W (in.)	H (in.)
RCP-220P	8090250614	2	20P	115/230/1	11.9	7.1	n/a	155	35	20	32
RCP-226VP	8090250615	2	26VP	115/230/1	11.9	7.1	n/a	165	26	26	51
RCP-3561V	8090250616	3.5	60V	208-230/1	16.8	12.4	n/a	261	30	22	68

Standard Features:

- Start/stop pressure switch control
- ASME safety valves on tank and pump
- Fully enclosed belt guard
- Tank drain and discharge valve



RCP-226VP

Two Stage Electric Duplex											
Model	Part Number	HP	Motor Config.	Electrics Voltage/Phase	cfm displ.	cfm @ 100 psi	Tank gal.	Weight (lbs.)	L (in.)	W (in.)	H (in.)
RCP-10121D	8090250600	10	2 x 5 HP	208-230/1	44.9	37.0	120H	778	77	27	56
RCP-10123D	8090250601	10	2 x 5 HP	208-230/3	44.9	37.0	120H	778	77	27	56
RCP-10123D4	8090250632	10	2 x 5 HP	460/3	44.9	37.0	120H	778	77	27	56
RCP-15121D	8090250610	15	2 x 7.5 HP	208-230/1	65.0	50.5	120H	886	77	27	56
RCP-15123D	8090250611	15	2 x 7.5 HP	208-230/3	65.0	50.5	120H	886	77	27	56
RCP-15123D4	8090250635	15	2 x 7.5 HP	460/3	65.0	50.5	120H	886	77	27	56
RCP-15201D	8090250807	15	2 x 7.5 HP	208-230/1	65.0	50.5	200H	1137	86	32	62
RCP-15203D	8090250815	15	2 x 7.5 HP	208-230/3	65.0	50.5	200H	1053	86	32	62
RCP-15203D4	8090250922	15	2 x 7.5 HP	460/3	65.0	50.5	200H	1053	86	32	62
RCP-20123D	8090250612	20	2 x 10 HP	208-230/3	89.0	74.5	120H	990	77	27	63
RCP-20123D4	8090250636	20	2 x 10 HP	460/3	89.0	74.5	120H	990	77	27	63
RCP-20203D	8090250613	20	2 x 10 HP	208-230/3	89.0	74.5	200H	1229	86	32	69
RCP-20203D4	8090250637	20	2 x 10 HP	460 / 3	89.0	74.5	200H	1229	86	32	69

Standard Features:

- Alternator
- Magnetic motor starter
- Start/stop dual pressure switch control
- 1" tank discharge valve
- Fully enclosed belt guard
- ASME safety valves on tank and pump
- Chicago Pneumatic duplex package showing the multiple pumps and motors which ensure back-up operation



RCP-20123D

Skid weights may vary. Additional charge for lift gate truck is required.

Two Stage Gasoline Drive											
Model	Part Number	HP	Engine	Electric and Recoil Start	cfm displ.	cfm @ 100 psi	Tank gal.	Weight (lbs.)	L (in.)	W (in.)	H (in.)
RCP-930G	8090250631	9	Robin	Standard	19.1	16.0	30H	328	45	19	38
RCP-1030G	8090250606	10	Intek	Standard	19.1	16.0	30H	328	45	19	38
RCP-1130G	8090250607	11	Honda	Standard	22.4	18.5	30H	358	45	19	45
RCP-1230GK	8090250823	14	Kohler	Standard	22.4	18.5	30H	369	45	19	45
RCP-1230G	8090250608	14	Kohler	Standard	32.5	25.3	30H	369	45	19	45
RCP-1330G	8090250609	13	Honda	Standard	32.5	25.3	30H	378	45	19	45

Standard Features:


- 12 Volt electric start and recoil start
- 12 Volt alternator (Honda and Kohler Models)
- Start key / panel
- Oil monitor
- Engine slowdown (pilot valve)
- Fully enclosed belt guard
- EZ pull tank drain
- ASME tank and safety valves
- 3/4" tank discharge valve



Single Stage Electric Contractor Series											
Model	Part Number	HP	Amps	Electrics Voltage/Phase	cfm displ.	cfm @ 100 psi	Tank gal.	Weight (lbs.)	L (in.)	W (in.)	H (in.)
RCP-1530	8090250831	1.5	14	115 / 1	8.5	5.4	2 x 4	130	46	23	26
RCP-2030	8090250849	2	19 / 9.5	115 / 230 / 1	8.7	6.5	2 x 4	130	46	23	26

Standard Features:

- Start/stop pressure switch control
- Fully enclosed belt guard
- Tank drains and safety valves on each tank



Skid weights may vary. Additional charge for lift gate truck is required.

Single Stage Gasoline Drive Contractor Series											
Model	Part Number	HP	Engine	Starter	cfm displ.	cfm @ 100 psi	Tank gal.	Weight (lbs.)	L (in.)	W (in.)	H (in.)
RCP-5530	8090250856	5.5	Honda	Recoil	18.4	12.4	2 x 4	221	46	23	26
RCP-6030	8090250864	6	Robin	Recoil	18.4	12.4	2 x 4	221	46	23	26

Two Stage Gasoline Drive Contractor Series											
Model	Part Number	HP	Engine	Starter	cfm displ.	cfm @ 100 psi	Tank gal.	Weight (lbs.)	L (in.)	W (in.)	H (in.)
RCP-908R	8090250872	9	Robin	Recoil	22.4	18.6	2 x 5	316	50	29	37
RCP-908H	8090250880	9	Honda	Recoil	22.4	18.6	2 x 5	316	50	29	37
RCP-128-I	8090250898	14	Kohler	Elec & Recoil	22.4	25.3	2 x 5	345	50	29	37

Standard Features:

- Engine slowdown (pilot valve)
- Engine oil protection
- Fully enclosed belt guard tank drains and discharge valve
- ASME safety valves on tank and pump



 Quiet Performance Series

Model	RCP-581VQP	RCP-583VQP	RCP-7581VQP	RCP-7583VQP
HP	5	5	7.5	7.5
acfm @ 100 psig	18.5	18.5	25.3	25.3
acfm @ 175 psig	16.6	16.6	22.3	22.3
Max Pressure	175	175	175	175
Voltage/Phase	208-230 / 1	208-230 / 3	208-230 / 1	208-230 / 3
Sound Level (dBA)	66	66	69	69
Shipping Weight (lbs.)	527	513	549	537
L x W x H (in.)	38.2 x 24.3 x 80	38.2 x 24.3 x 80	38.2 x 24.3 x 80	38.2 x 24.3 x 80

Standard Features:

- Low sound enclosure
- Low oil level protection
- Automatic tank drain
- Magnetic starter
- Cast iron cylinder
- 80 gallon vertical ASME/CRN tank
- 100% factory tested at full pressure
- High temperature shut down



Skid weights may vary. Additional charge for lift gate truck is required.