

---

# **Kaishan Rotary Screw Air Compressor**

---

## **KRSV 75HP Parts Manual**

---

---

PN: 97002023000126

Release June 2023, Version: F

(460V/60HZ/VSD/ASME/UL)

## TABLE OF CONTENTS

---

<b>Service Parts .....</b>	<b>3</b>
<b>Serial Number .....</b>	<b>3</b>
<b>Fluid Specification .....</b>	<b>4</b>
<b>Spare Parts .....</b>	<b>5</b>
<b>Airend and inlet valve.....</b>	<b>6</b>
<b>Base mounting .....</b>	<b>9</b>
<b>Reservoir .....</b>	<b>11</b>
<b>Driving System and Electrical Motor .....</b>	<b>14</b>
<b>Air Cooler .....</b>	<b>16</b>
<b>Fluid Piping.....</b>	<b>18</b>
<b>Cabinet.....</b>	<b>20</b>
<b>Electrical Enclosure .....</b>	<b>22</b>
<b>Decals .....</b>	<b>24</b>
<b>Standard Terms and Conditions.....</b>	<b>27</b>
<b>Appendix .....</b>	<b>30</b>
<b>Contact Information .....</b>	<b>31</b>

## Service Parts

---

The following information must be provided for ordering service parts:

1. The serial number of unit must be provided. It will be verified to ensure correct replacement parts are ordered.
2. Service parts must be ordered from closest authorized distributor.
3. Exact part number, quantity and delivery method must be provided.

All service parts must be ordered through nearest authorized distributor. Insist on genuine manufacturer parts only. Failure to do so may void product warranty.

## Serial Number

---

The unit serial number can be found on serial number tag, which is located on the cabinet corner post of the unit. The serial number tag is shown as follows.

**KAISHAN** SCREW VACUUM PUMP

MODEL

SERIAL NUMBER

MAX VACUUM LEVEL HG MOTOR POWER  HP

VOLTAGE  DATE OF MFG

NET WEIGHT  KG

KAISHAN COMPRESSOR USA, Loxley, AL  
[www.KaishanUSA.com](http://www.KaishanUSA.com)

## Fluid Specification

---

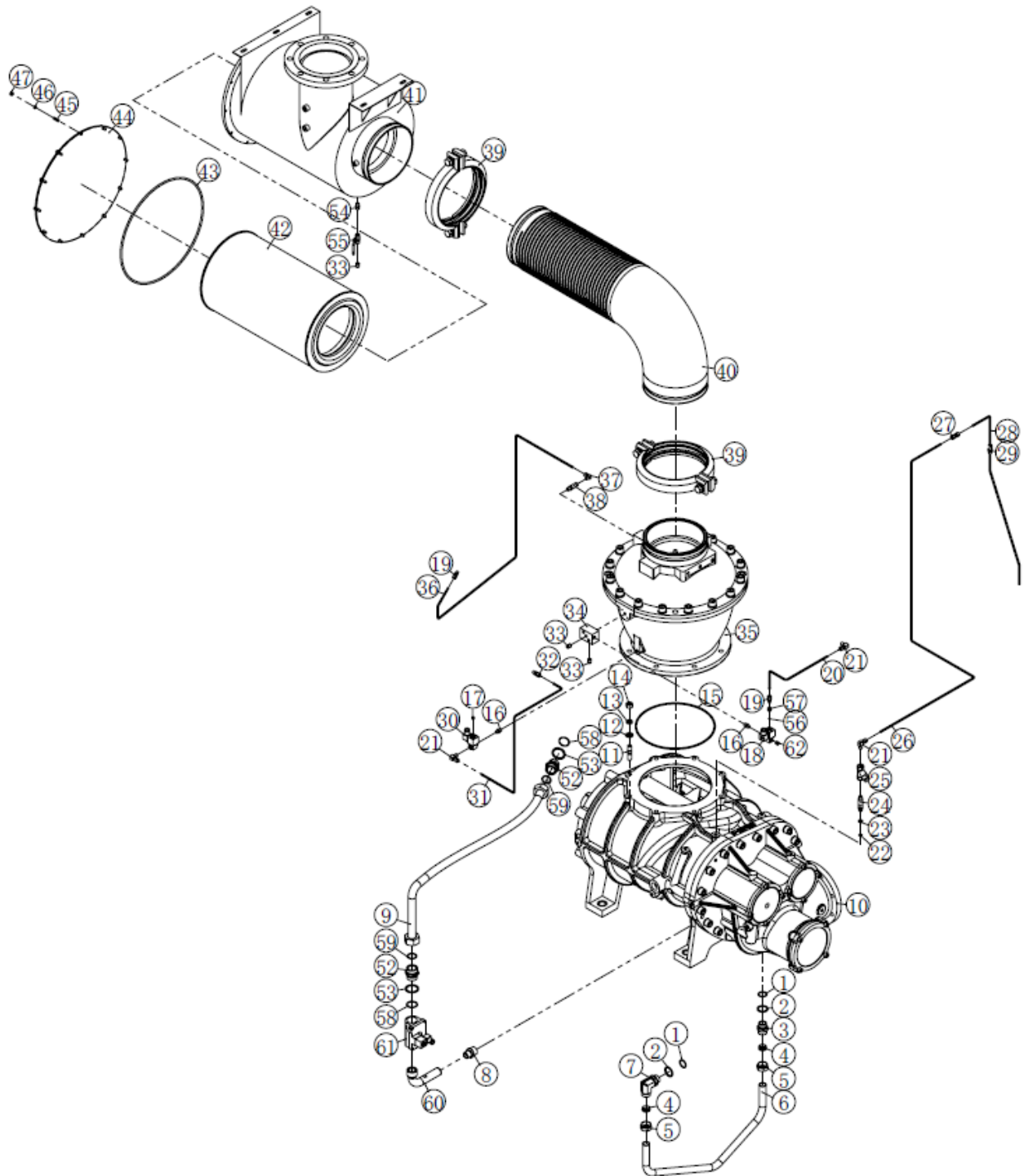
All KRSV Compressors must use KCA recommended fluid for maintenance.

## Spare Parts

Recommended spare parts are shown as follows:

ITEM No.	QTY	PART NUMBER	DESCRIPTION		
1	1	537702 324510	Air filter element		
	1	537702 324520	Air filter safety element		
2	1	537705 331800	Oil filter		
3	1	07704 12700 00	Fluid/air separator element		

# Airend and Inlet valve



## Airend and Inlet valve

NO.	VERSION	PN	DESCRIPTION	QTY	REMARK
1		02901 03000 30	O ring	2	30X3.55
2		02201 00025 00	Screw washer	2	
3		90031 01001 00	Joint	1	
4		01514 02800 00	Cutting sleeve	2	28
5		01504 02800 00	Nut	2	G28
6	S01	90031 01100 00	Oil injection pipe	1	
7		90031 01002 00	Adjustable pipe	1	
8		91031 01100 01	Joint	1	
9	S01	90031 01009 00	Air pipe	1	
10		18102	airend	1	
11		01392 16045 00	Stud	1	AM16×45
12		01366 16000 00	Washer	1	16
13		01365 16000 00	Washer	1	16
14		01322 16000 00	Nut	1	M16
15		02901 32000 50	O ring	1	320*5.3
16		98018 07011 03	Joint	2	
17		07711 04005 00	muffler	1	
18		01603 31016 00	Solenoid valve	1	5bar,1.5
19		01512 06100 00	Joint	2	
20	S01	90031 01006 00	Air control pipe	1	
21		01513 06130 00	Joint	3	
22		02901 00950 10	O ring	1	9.5X1.8
23		02201 01215 00	Screw washer	1	
24		01610 01030 02	Visible check valve	1	
25		07706 00025 00	Filter	1	
26	S01	90031 01003 00	Oil return pipe	1	
27		01558 06000 00	Joint	1	
28	S01	90031 01004 00	Oil return pipe	1	
29		92217 03300 00	Joint	1	
30		01603 31015 00	Solenoid valve	1	12bar,1.5
31	S01	90031 01005 00	Air control pipe	1	
32		01512 06130 00	Joint	1	
33		02103 00008 00	Plug	4	
34	S01	18031 07002 00	Connecting block	1	
35		01691 00001 00	Inlet valve	1	
35A*		04002 00225 02	Inlet valve kit	1	Oring 30X2.65 (3), guide belt A (2), Oring 230X5.3, Oring 272X5.3,guide belt B (2), spring A, guide belt B (2), Oring 500X7, spring B
36	S01	90031 01007 00	Oil return pipe	1	
37		01513 06100 00	Joint	1	
38		01610 03000 00	Check valve	1	
39		01530 10126 74	Joint	2	
40	S01	90031 01008 00	Air filter connecting pipe	1	
41	S01	90031 08011 00	Air filter shell	1	
42		537702 324510	Air filter element	1	

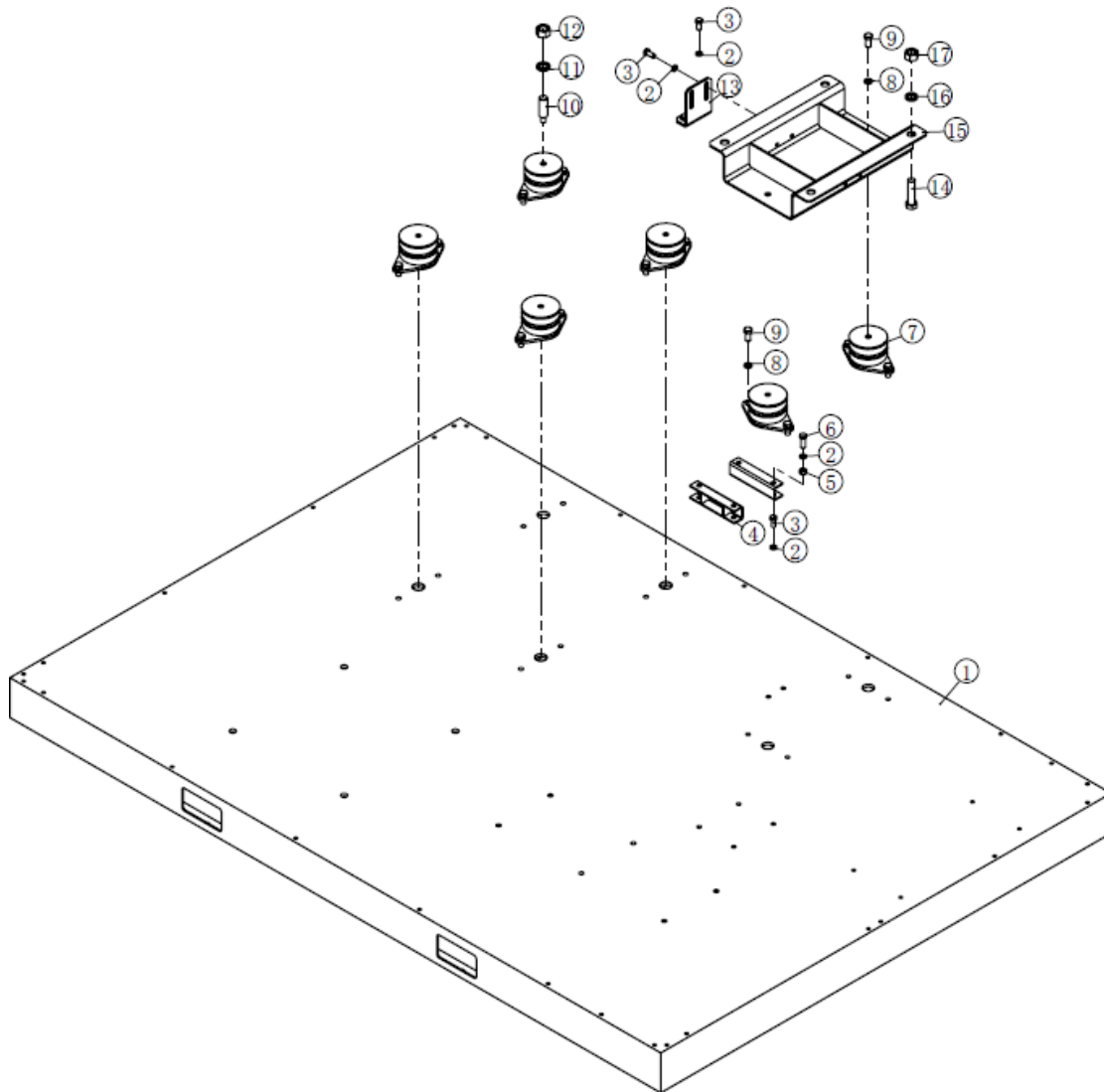
## Airend and inlet valve

NO.	VERSION	PN	DESCRIPTION	QTY	REMARK
43		02901 47000 70	O ring	1	470X7
44	S01	90031 08012 00	Air filter cover	1	
45		01391 08020 02	Stud	12	AM8×20
46		01365 08000 00	Washer	12	8
47		01322 08000 00	Nut	12	M8
48		01322 36000 00	Nut	7	M36
49		01392 12035 00	Stud	7	AM12×35
50		01366 10000 00	Washer	7	10
51		01365 24000 00	Washer	7	24
52		16315 07012 09	Joint	2	
53		02201 00032 00	Screw washer	2	
54		98018 07011 00	Joint	1	
55		01613 00800 00	Ball valve	1	
56		02901 00400 10	O ring	1	4X1.8
57		91031 01250 01	Joint	1	M5-Rp0.125
58		02901 03870 30	O ring	2	38.7X3.55
59		02901 03250 30	O ring	2	32.5X3.55
60	S01	90031 01110 00	Connecting pipe	1	
61		01603 22032 00	Solenoid valve(16bar,32)	1	AC110- 120V,60HZ,5W-UL
62		07711 08006 00	Air filter element	1	



## Base mounting

---



## Base mounting

---

---

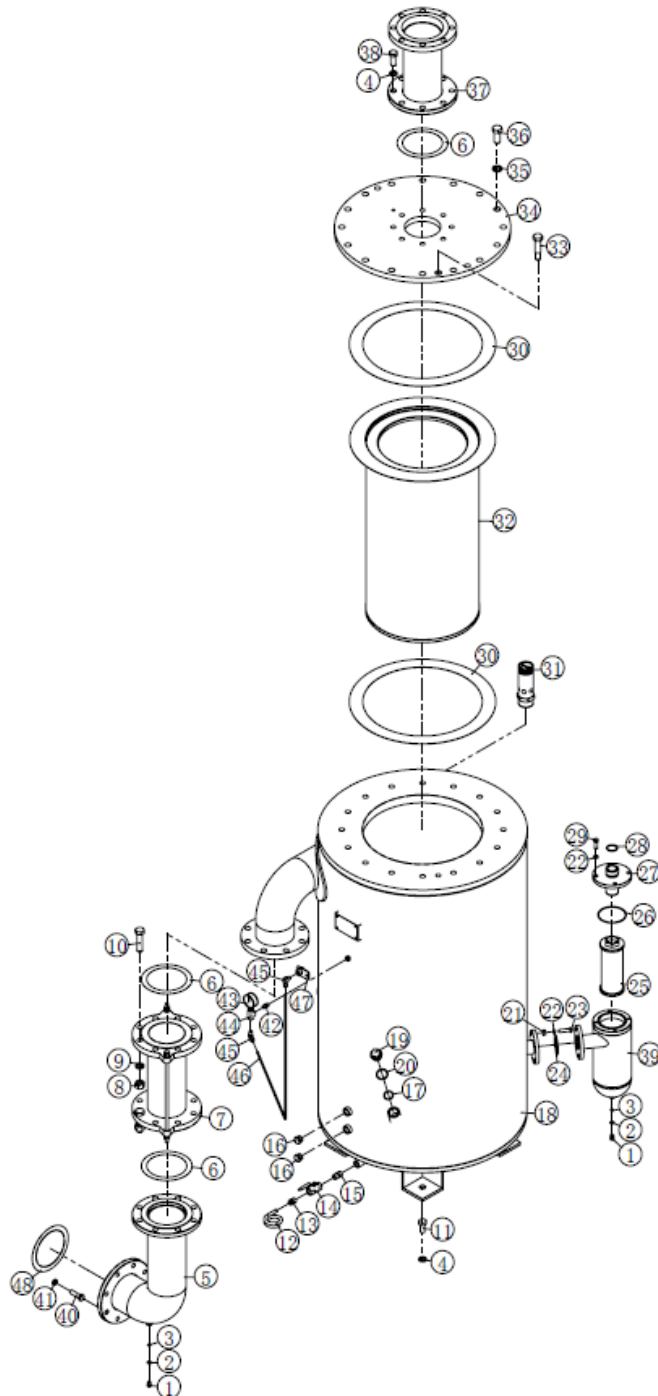
NO.	VERSION	PN	DESCRIPTION	QTY	REMARK
1	S01	90031 02010 00	Base	1	
2		01365 12000 00	Washer	4	12
3		01307 12025 00	Bolt	3	M12×25
4	S01	90031 02003 00	Motor support	2	
5		01322 12000 00	Nut	1	M12
6		01307 12035 00	Bolt	1	M12×35
7		02905 00002 00	Absorber	6	
8		01365 14000 00	Washer	13	14
9		01307 14030 00	Bolt	13	M14×30
10		20478 02001 00	Stud	1	M14-M24
11		01365 24000 00	Washer	1	24
12		01322 24000 00	Nut	1	M24
13		20438 02001 00	Fixing plate, shipping	1	
14		01306 20080 00	Bolt	1	M20×80
15	S01	90031 02002 00	Motor support	1	
16		01365 22000 00	Washer	1	22
17		01322 22000 00	Nut	1	M22

---

---

# Reservoir

---



## Reservoir

NO.	VERSION	PN	DESCRIPTION	QTY	REMARK
1		18404 03100 00	Plug	2	M12X1.5
2		02201 01215 00	Screw washer	2	
3		02901 00950 10	O ring	2	9.5X1.8
4		01365 20000 00	Washer	12	20
5	S01	90031 03002 00	Airend discharge pipe	1	
6		02216 15016 06	Gasket	3	
7		26109 07004 00	Corrugated pipe	1	
8		01322 22000 00	Nut	2	M22
9		01365 22000 00	Washer	2	22
10		01306 22090 00	Bolt	2	M22×90
11		01307 20040 00	Bolt	4	M20×40
12		02917 12300 00	Nylon pipe	1	
13		01543 21012 00	Joint	1	
14		01613 01500 00	Ball valve	1	DN15
15		13340 03004 00	Joint	1	
16		02102 00020 00	Sight glass	2	
17		02901 03350 30	O ring	1	33.5X3.55
18	S01	90031 03010 00	Air/fluid separator tank	1	
19		13340 03003 00	Plug	1	
20		02201 03320 00	Screw washer	1	
21		01322 12000 00	Nut	1	M12
22		01365 12000 00	Washer	2	12
23		01307 12045 00	Bolt	1	M12×45
24		02216 04016 06	Gasket	1	
25		07706 16901 70	Oil strainer element	1	
26		02901 11000 30	O ring	1	110X3.55
27	S01	23177 03004 00	Oil strainer flange	1	
28		02901 03870 30	O ring	1	38.7X3.55
29		01307 12035 00	Bolt	1	M12×35
30		02216 31252 00	Gasket	2	
31		01601 50015 07	Safety valve	1	
32		07704 12700 00	Air/fluid separator element	1	
33		821141 103030	Bolt	1	
34	S01	90031 03004 00	Lid	1	
35		01365 24000 00	Washer	16	24
36		01307 24055 00	Bolt	16	M24×55
37	S01	90031 03003 00	Air pipe	1	
38		01307 20050 00	Bolt	8	M20×50
39	S01	23177 03003 00	Oil strainer seat	1	
40		01307 16055 00	Bolt	1	M16×55
41		01365 16000 00	Washer	1	16

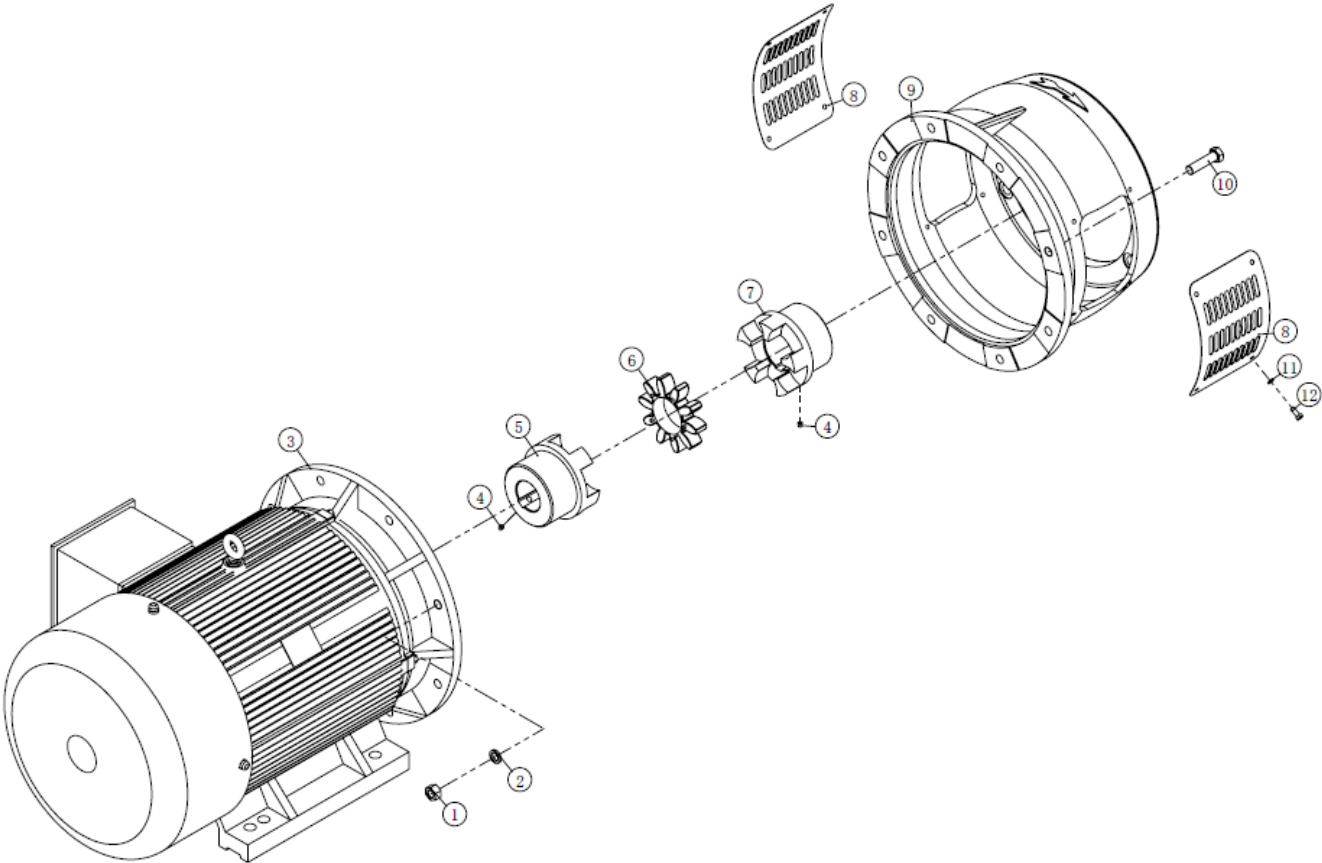
## Reservoir

---

NO.	VERSION	PN	DESCRIPTION	QTY	REMARK
42		18031 07110 00	Joint	1	
43		02801 06301 00	Pressure gauge	1	
44		11476 07003 00	Tee joint	1	1/4
45		01513 06130 00	Joint	2	
46		90031 03005 00	Connecting pipe	1	
47		90217 03100 00	Pressure sensor seat	1	
48		02216 15016 06	Gasket	1	

# Driving System and Electrical Motor

---

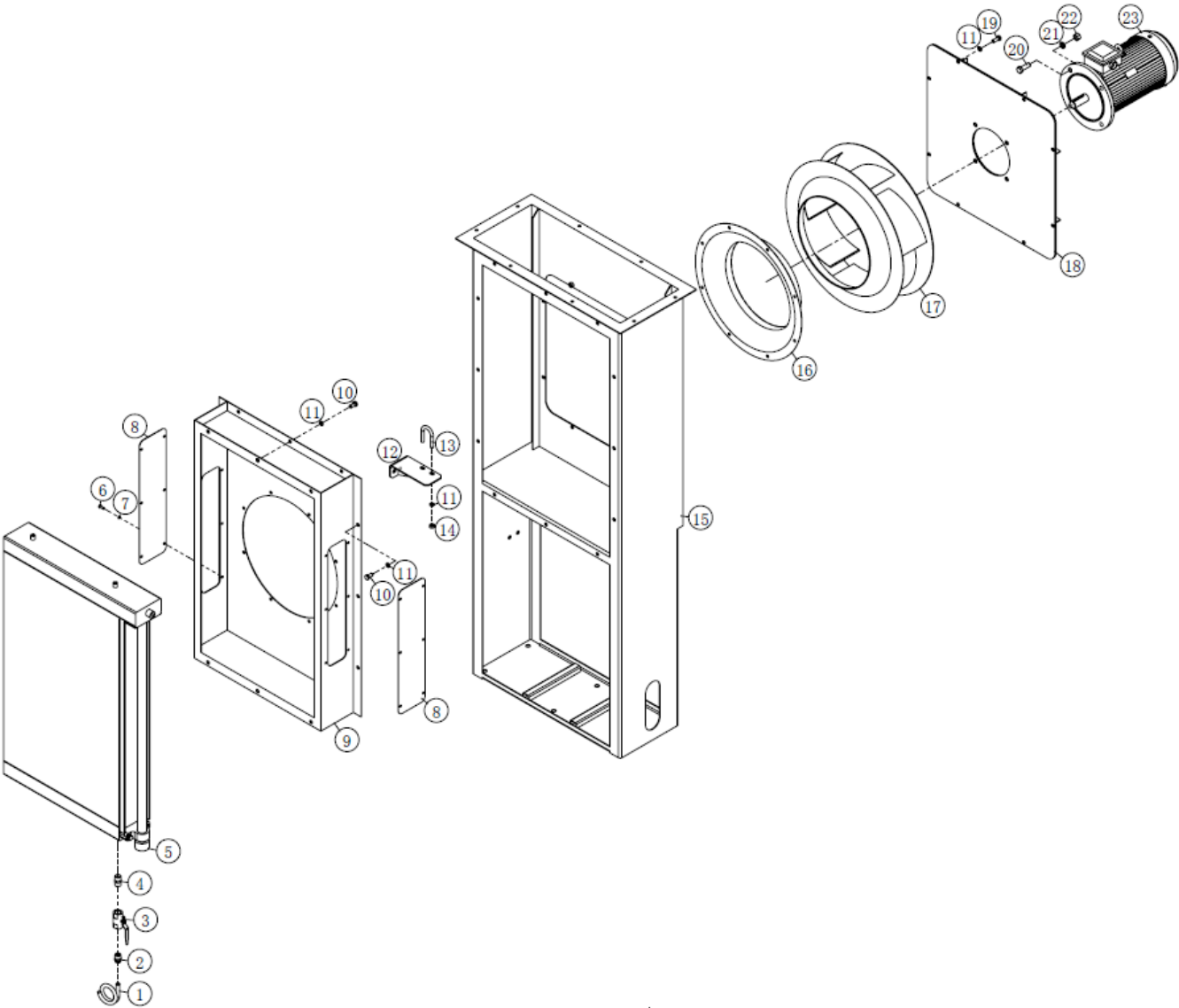


## Driving System and Electrical Motor

---

NO.	VERSION	PN	DESCRIPTION	QTY	REMARK
1		01322 18000 00	Nut	1	M18
2		01365 18000 00	Washer	1	18
3		64055 46043 25	Motor(WEG)	1	PM ,75HP,IE3,460V,60HZ(15-120),SF1.25
4		01347 08008 00	Set screw M8X8	2	M8X8
5		01905 07506 50	Half coupling	1	
6		01908 07500 00	Elastomer	1	
7		01905 07508 00	Half coupling	1	
8	S01	01910 19226 01	Coupling guard	2	
9		01914 22019 00	Motor adaptor	1	
10		01306 18070 00	Bolt	1	M18×70
11		01365 08000 00	Washer	1	8
12		01307 08020 00	Bolt	1	M8×20

# Air Cooler



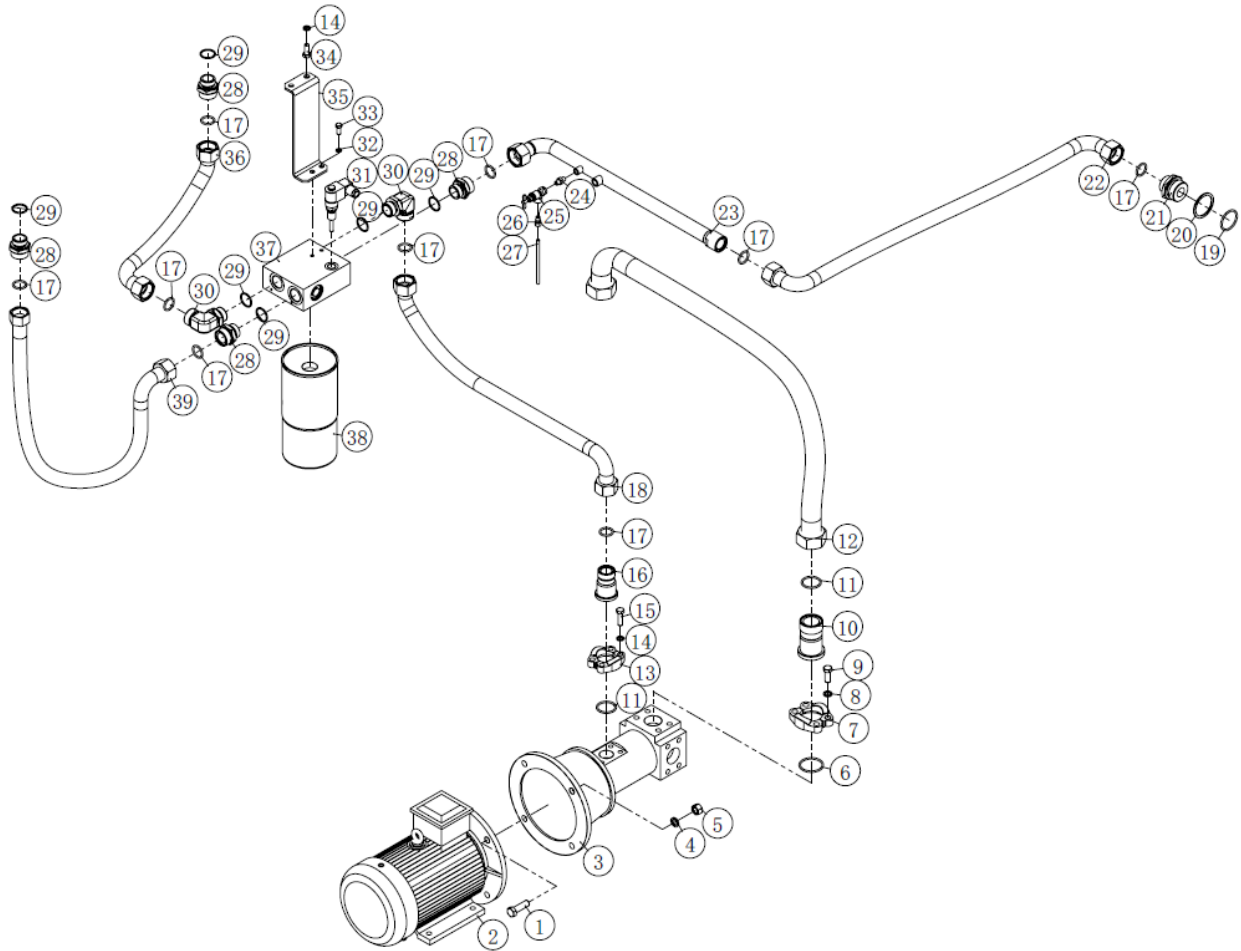


## Air Cooler

NO.	VERSION	PN	DESCRIPTION	QTY	REMARK
1		02917 12300 00	Nylon pipe	1	
2		01543 21012 00	Joint	1	
3		01613 01500 00	Ball valve	1	DN15
4		91001 05005 00	Joint	1	
5	S01	90217 05010 10	Oil cooler	1	
6		01307 06016 00	Bolt	1	M6×16
7		01365 06000 00	Washer	1	6
8	S01	90031 05004 00	Seal cover	2	
9	S01	90031 05001 00	Cooler support	1	
10		01307 10020 00	Bolt	3	M10×20
11		01365 10000 00	Washer	5	10
12	S01	90031 05003 00	Oil pipe support	1	
13		01313 03300 00	U bolt	1	33
14		01322 10000 00	Nut	2	M10
15	S01	90031 05002 00	centrifugal fan support	1	
16		07262 50000 20	Collector	1	
17		07262 50028 10	Impeller	1	
18	S01	91217 05003 00	Fan motor fixing plate	1	
19		01307 10025 00	Bolt	1	M10×25
20		01307 14040 00	Bolt	1	M14×40
21		01365 14000 00	Washer	1	14
22		01322 14000 00	Nut	1	M14
23		66115 37651 25	Motor(1.5KW)	1	208-230、460V 60HZ

# Fluid Piping

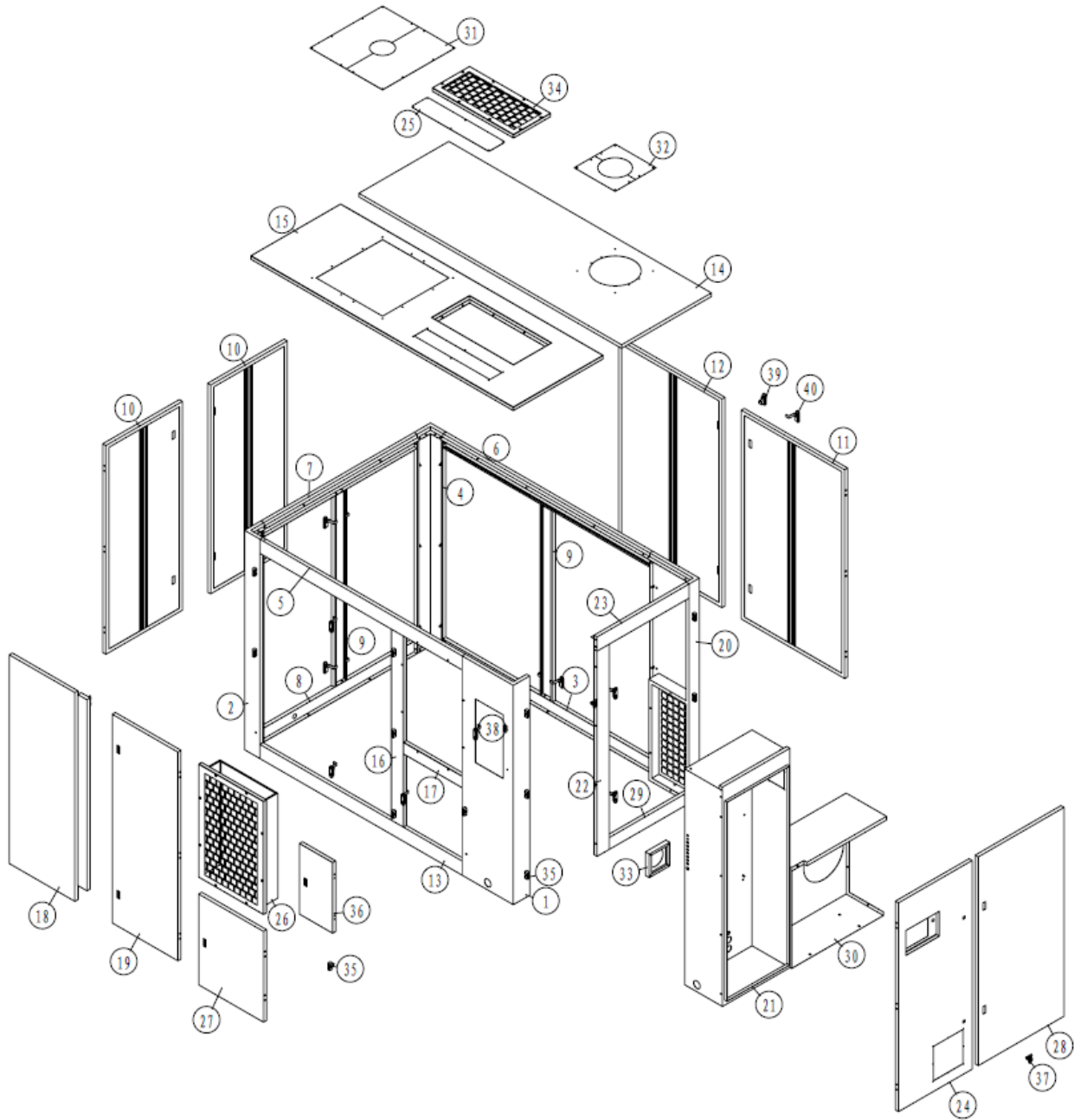
---



## Fluid Piping

NO.	VERSION	PN	DESCRIPTION	QTY	REMARK
1		01307 14045 00	Bolt	1	M14×45
2		64002 46641 25	Motor	1	460V-60HZ 2.2kW
3		GR40SMT16B150LGV	Oil pump	1	
4		01365 14000 00	Washer	1	14
5		01322 14000 00	Nut	1	M14
6		02901 04870 30	O ring	1	48.7X3.55
7		01555 04000 00	Flange	2	
8		01365 12000 00	Washer	1	12
9		01307 12030 00	Bolt	1	M12×30
10	S01	91031 06006 01	Oil pump connecting pipe	1	
11		02901 03870 30	O ring	2	38.7X3.55
12	S01	90031 06002 00	Oil pipe	1	Tank to oil pump
13		01555 03200 00	Flange	2	
14		01365 10000 00	Washer	2	10
15		01306 10035 00	Bolt	1	M10×35
16	S01	91031 06007 01	Oil pump connecting pipe	1	
17		02901 02580 30	O ring	9	25.8X3.55
18	S01	90031 06003 00	Oil pipe	1	Oil pump to thermal valve
19		02901 04500 30	O ring	1	45X3.55
20		02201 00040 00	Screw washer	1	
21		18104 06001 00	Joint	1	
22	S01	90031 06007 00	Oil pipe	1	Thermal valve to airend
23	S01	90031 06006 00	Oil pipe	1	Thermal valve to airend
24		98018 07011 06	Joint	1	
25		01613 00600 99	Sample valve	1	
26		01511 06100 00	Joint	1	
27		91217 06007 00	Drain pipe	1	
28		90001 06003 00	Joint	4	
29		02901 91600 30	O ring	6	3-916
30		90217 06100 00	Adjustable elbow	2	1.3125-12UN-M39X2
31		02809 02000 00	Oil filter indicator	1	
32		01365 08000 00	Washer	1	8
33		01307 08020 00	Bolt	1	M8×20
34		01307 10025 00	Bolt	1	M10×25
35	S01	90031 06001 00	Air filter support	1	
36	S01	90031 06004 00	Oil pipe	1	Thermal to cooler
37		01611 02518 08	Thermal valve	1	
37A*		04004 00180 00	Thermal valve kit	1	Check ring, O-ring 30x2,65, Adjustable block, Thread sleeve, Valve element, Plunger, Spring
38		537705 331800	Oil filter	1	
39	S01	90031 06005 00	Oil pipe	1	Cooler to thermal valve

# Cabinet

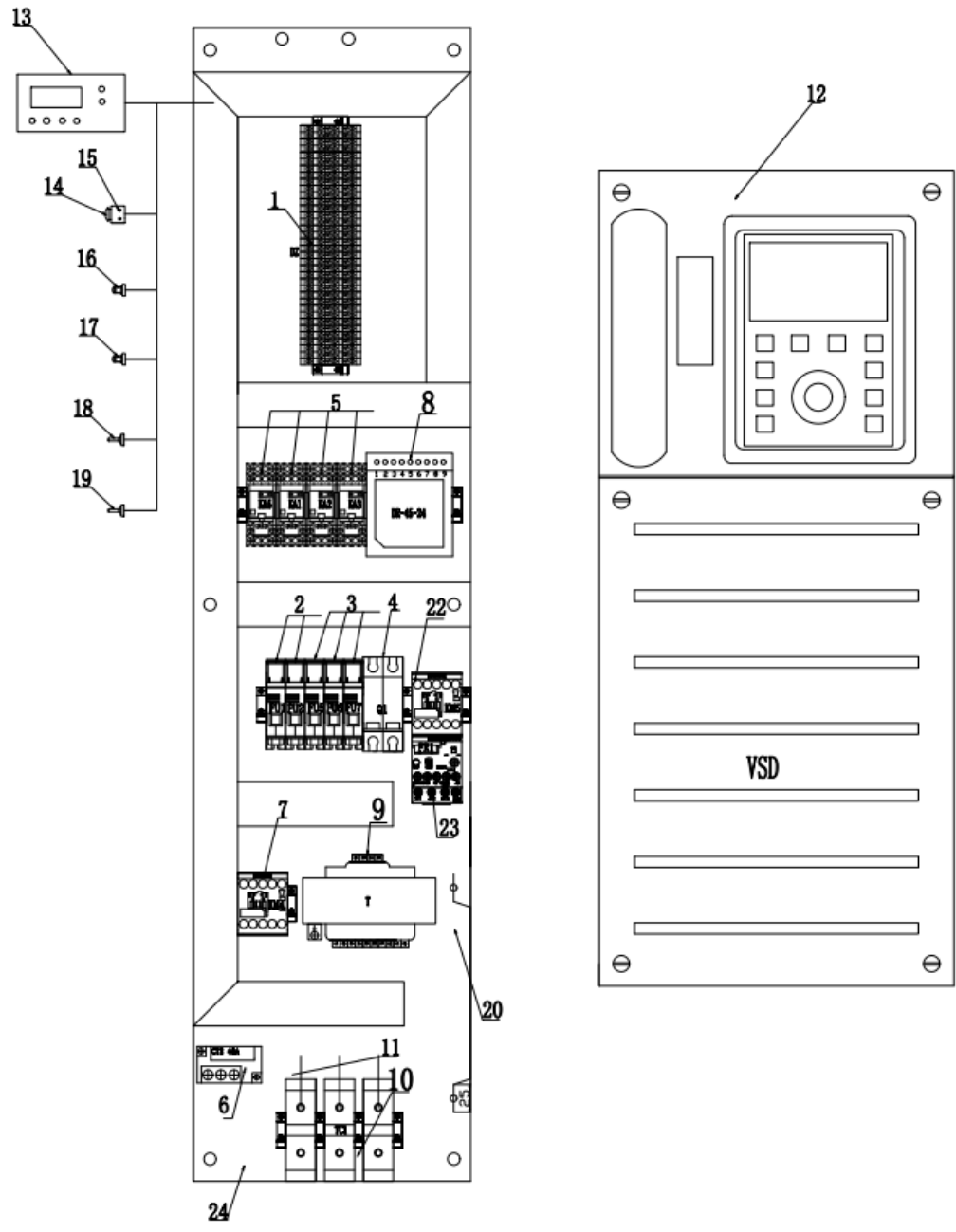


## Cabinet

NO.	VERSION	PN	DESCRIPTION	QTY	REMARK
1	S01	90031 08001 00	Support	1	
2	S01	90031 08002 00	Support	1	
3	S01	90031 08003 00	Beam	1	
4	S01	90031 08004 00	Support	1	
5	S01	90031 08005 00	Beam	1	
6	S01	90031 08006 00	Beam	1	
7	S01	90031 08007 00	Beam	1	
8	S01	90031 08008 00	Beam	1	
9	S01	90031 08009 00	Support	2	
10	S01	90031 08100 00	Door	2	
11	S01	90031 08110 02	Door	1	
12	S01	90031 08110 01	Door	1	
13	S01	90031 08120 00	Beam	1	
14	S01	90031 08130 00	Top cover	1	
15	S01	90031 08140 00	Top cover	1	
16	S01	90031 08150 00	Support	1	
17	S01	90031 08160 00	Beam	1	
18	S01	90031 08170 00	Door	1	
19	S01	90031 08180 00	Door	1	
20	S01	90031 08190 00	Support	1	
21	S01	90231 08200 00	Electrical enclosure	1	
22	S01	90031 08210 00	Support	1	
23	S01	90031 08220 00	Beam	1	
24	S01	90231 08230 00	Door	1	
25	S01	90031 08240 00	Cooler seal plate	1	
26	S01	90031 08250 00	Air inlet mesh cover	1	
27	S01	90031 08260 00	Door	1	
28	S01	90031 08270 00	Door	1	
29	S01	90031 08280 00	Beam	1	
30	S01	90031 08290 00	Wind enclosure	1	
31	S01	90031 08300 00	Baffle	1	
32	S01	90031 08310 00	Baffle	1	
33	S01	90031 08320 00	Oil pump motor air inlet	1	
34	S01	90031 08330 00	top mesh plate	1	
35		02701 20601 00	Hinge	26	
36	S01	87031 08410 01	Door	1	
37		02702 71111 03	Lock	2	
38		02702 22200 00	Hinge	2	
39		02702 84301 00	Lock	10	
40		02702 84301 00	Lock	4	
*		07706 09806 06	Frame VSD cabinet filter	2	*Not shown in the drawing
*		07211 25091 40	VSD Vent Fan	2	
*		160004-001	VSD cabinet filters element	1	

## Electrical Enclosure

---



### Electrical Enclosure

NO.	PN	DESCRIPTION	QTY	REMARK
1	08703 00004 00	Terminal block	35	DZ


2	02820 00001 00	Fuse block	2	FU1-FU2
3	02820 00001 00	Fuse block	3	FU5-FU7
4	02819 06526 00	Miniature breaker	1	Q1
5	02814 00002 00	Intermediate relay seat	4	KA1-KA3;KA6
	02814 01102 00	Intermediate relay	4	
6	02824 20040 00	Fan motor current transformer	1	CT2
7	02825 60038 00	Fan motor contactor	1	KM4
8	02808 04524 00	Power switch	1	DR
9	02818 03150 10	Transformer	1	T
10	08703 00050 00	Terminal	3	TC1
11	08704 02035 00	Cable	1.8M	BVR
12	02828 01055 03	VSD	1	VSD
13	02811 16014 37	Monitor	1	XSQ
14	02827 04844 00	Emergency button	1	JT
15	02827 04104 00	Emergency button seat	1	JT
16	02810 01082 00	Pressure sensor	1	DP
17	02810 01572 00	Pressure sensor	1	SP
18	02810 01096 00	Pressure sensor	1	IP
19	02810 30965 00	Temperature sensor	1	DT
20	02810 32020 60	Grounding copper bar	1	JDTP
22	02825 60038 00	Fan motor contactor	1	KM5
23	02814 36116 16	Cooling fan thermal overload relay	1	FR1
24	KRSVBP75.9-8(250*1040*2.5)	Electrical control board	1	DKB
*25	02821 10004 00	Fuse	2	FU1-FU2
*26	02821 10002 00	Fuse	3	FU5-FU7

Note: \* Items are not shown on the drawing.

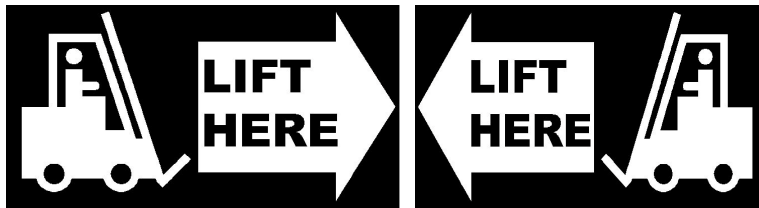
## Decals

Decals information is shown as following.





## Decals

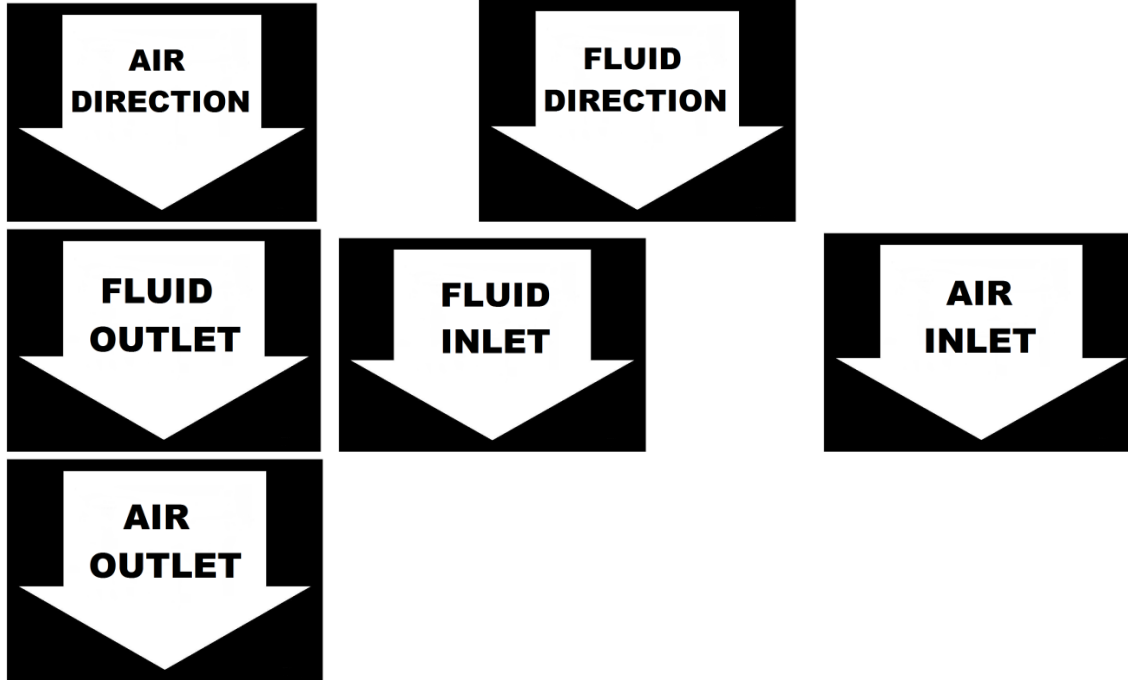


### NOTE:

1. DECALS P/N : 142939

## Decals

---



NOTE:

1. DECALS P/N : 142939

## Standard Terms and Conditions

---

These terms and conditions govern the sale of Products (“Rotary Screw Air Compressors and parts”) and provisions of services by Kaishan Compressor USA, LLC (Seller) and its authorized representative or buyer. These terms and conditions (“Agreement”) take precedence over Buyer’s supplemental or conflicting terms and conditions to which notice of objection is hereby given. Neither Seller’s commencement of performance or delivery shall be deemed or construed as acceptance of Buyer’s supplemental or conflicting terms and conditions. KCA’s failure to object to conflicting or additional terms will not change or add to the terms of this agreement. Buyer’s acceptance of the Products and/or Services from Seller shall be deemed to constitute acceptance of the terms and conditions contained herein.

**Orders:** All orders placed by Buyer are subject to acceptance by Seller. Orders may not be canceled or rescheduled without Seller’s written consent. All orders must identify the products, unit quantities, part numbers, applicable prices and requested delivery dates of the Products being purchased. Seller may at its sole discretion allocate Product among its Buyer. Seller may designate certain Products and Services as non-cancelable, non-returnable and the sale of such Products shall be subject to the special terms and conditions contained in Seller’s Customer Acknowledgement or Non-Returnable Product Form, which shall prevail and supersede any inconsistent terms and conditions contained herein or elsewhere.

**Prices:** The prices of the Products are those prices specified on the front of the invoice or contained within an agreed written contract. Price quotations shall automatically expire in thirty (30) days from the date issued, or as otherwise stated in the quotation.

**Taxes:** Unless otherwise agreed to in writing by Seller, all prices quoted are exclusive of transportation and insurance costs, duties, and all taxes including federal, state and local sales, excise and value added, goods and services taxes, and any other taxes. Buyer agrees to indemnify and hold Seller harmless for any liability for tax in connection with the sale, as well as the collection or withholding thereof, including penalties and interest thereon. When applicable, transportation and taxes shall appear as separate items on Seller’s invoice.

**Payment:** Payment may be made by check, money order, credit card, or wire transfer (all fees are borne by the Buyer). Where Seller has extended credit to Buyer, terms of payment shall be net thirty (30) days from date of invoice, without offset or deduction. On any past due invoice, Seller may impose a monthly interest rate. If Buyer fails to make the required payments the Seller will impose the interest rate each month. If Buyer fails to make each payment when it is due, Seller reserves the right to withdraw credit and thereby suspend or cancel performance under any or all purchase orders or agreements in which Seller has extended credit to Buyer. In the event of default by Buyer, Seller shall be entitled to costs, fees, and expenses including but not limited to recovery of attorney fees, court costs and fees, and collections costs.

## Standard Terms and Conditions

---

**Delivery and Title:** The locations of shipment delivery will be made according to the Seller and Buyer agreement. Title and risk of loss pass to the Buyer upon delivery of the Product to the carrier. Seller's delivery dates are estimates only and Seller is not liable for delays in delivery or for failure to perform due to causes beyond the reasonable control of the Seller, nor shall the carrier be deemed an agent of the Seller. A delayed delivery of any part of an Order does not entitle Buyer to cancel other deliveries. KCA will comply with various federal, state and local laws and regulation concerning occupational health, safety and environment concerns. Buyer has full responsibility to comply with those laws and regulations during the installation and operation of the equipment.

**Acceptance / Returns:** Shipments will be deemed to have been accepted by Buyer upon delivery of the said shipments to Buyer unless rejected upon receipt. Buyer shall perform all inspections and tests. Buyer deems necessary as promptly as possible but in no event later than 7 days after receipt of Products, at which time Buyer will be deemed to have irrevocably accepted the Products. Any discrepancy in shipment quantity must be reported within 7 days after receipt of Products. Buyer may not return Products without a Return Material Authorization ("RMA") number. RMA's valid for 30 days from the date issued.

**Standard Warranty:** Buyer will honor Product warranties and indemnities authorized by the manufacturer, including any transferable. 90 days warranty is given for service parts from receipt date. Seller warrants to Buyer that Products purchased hereunder will conform to the applicable manufacturer's specifications for such products and that any value-added work performed by Seller on such Products will conform to applicable Buyer's specifications. If Seller breaches this warranty, Buyer's remedy is limited to (at Seller's election) (1) refund of Buyer's purchase price for such Product (without interest), (2) repair of such Products, or (3) replacement of such Products provided that such Products must be returned to Seller, along with acceptable evidence of purchase within 13 days from date of delivery, transportation charges prepaid. No warranty will apply if the Product has been subject to misuse, neglect, accident or modification.

**Limitation of Liabilities:** Buyer shall not be entitled to, and Seller shall not be liable for, loss of profit or revenue, promotional or manufacturing expenses, overheads expenses, business interruption cost, loss of data, removal or reinstallation costs, injury to reputation of buyer, punitive damages, loss of contractor orders or any indirect, special, incidental or consequential damages of any nature. Buyer's recovery from seller for any claim shall not exceed the purchase price paid for the affected products irrespective of the nature of the claim whether in contract, tort, warranty, or otherwise. Buyer will indemnify, defend and hold seller harmless from any claims based on (a) Seller's compliance with buyer's designs, specifications, or instructions, (b) Modification of any products by anyone other than Seller, or (c) use in combination with other products not supplied by seller.

## Standard Terms and Conditions

---

**Use of Products:** Unless otherwise specified. Products sold by Seller are not designed, intended or authorized for use in life support, life sustaining, nuclear, or other applications in which the failure of such Products could reasonably be expected to result in personal injury, loss of life or catastrophic property damage. If buyer uses or sales the Products for use in any such applications: (1) Buyer acknowledges that such use or sale is at Buyer's sole risk; (2) Buyer agrees that Seller and the manufacturer of the Products are not liable, in whole or in part, for any claim or damage arising from such use; and (3) Buyer agrees to indemnify, defend and hold Seller and the manufacturer of the Products harmless from and against any and all claims, damages, losses, costs, expenses and liabilities arising out of or in connection with such use or sale.

**Force Majeure:** Seller is not liable for failure to fulfill its obligations for any accepted Order or for delays in delivery due to causes beyond Seller's reasonable control including, but not limited to, acts of God, natural or artificial disaster, riot, war, strike, delay by carrier, shortage of Product, acts or omissions of other parties, acts or omissions of civil or military authority, Government priorities, changes in law, material shortages, fire, strikes, floods, epidemics, quarantine restrictions, acts of terrorism, delays in transportation or inability to obtain labor, materials or products through its regular sources, which shall be considered as an event of force majeure excusing Seller from performance and barring remedies for non-performance. In an event of force majeure condition, the Seller's time for performance shall be extended for a period equal to the time lost as a consequence of the force majeure condition without subjecting Seller to any liability or penalty. Seller may, at its option, cancel the remaining performance, without any liability or penalty, by giving notice of such cancellation to the Buyer.

**General:** (a) Seller will comply with state law for any dispute from buyer. (b) Buyer may not assign this Agreement without the prior written consent of Seller. Seller or its affiliates may perform the obligations under this Agreement. This Agreement is binding on successor and assigns, (c) Products, including software or other intellectual property, are subject to any applicable rights of third parties, such as patents, copyrights and/or user licenses.

## **Appendix**

*(If your machine is standard, this page is blank.)*

## Contact Information

---

Kaishan Compressor, LLC.,  
Add.: 15445 Industrial Park Dr., Loxley, AL, Post code: 36551  
Office number: +1 251-202-0577  
[www.KaishanUSA.com](http://www.KaishanUSA.com)