
**Kaishan Technologies
Rotary Screw Air
Compressor**

**KRSL 200HP
Parts Manual**

PN: 97002023000116

Release in June, 2023 Version: B

(45PSI/208V/230V/460V/60HZ/FS/ASME/UL)

TABLE OF CONTENTS

Service Parts	3
Serial Number	3
Fluid Specification	4
Spare Parts	5
Airend and Inlet valve.....	6
Base Mounting.....	8
Reservoir	10
Driving System and Electrical Motor	12
Air Cooler	14
Fluid Piping.....	16
Air Piping.....	18
Canopy	20
Electrical Enclosure	22
Decals	24
Standard Terms and Conditions.....	27
Appendix.....	30
Contact Information	31

Service Parts

The following information must be provided for ordering service parts:

1. The serial number of unit must be provided. It will be verified to ensure correct replacement parts are ordered.
2. Service parts must be ordered from closest authorized distributor.
3. Exact part number, quantity and delivery method must be provided.

All service parts must be ordered through nearest authorized distributor. Insist on genuine manufacturer parts only. Failure to do so may void product warranty.

Serial Number

The unit serial number can be found on serial number tag, which is located on the cabinet corner post of the unit. The serial number tag is shown as follows.



Fluid Specification

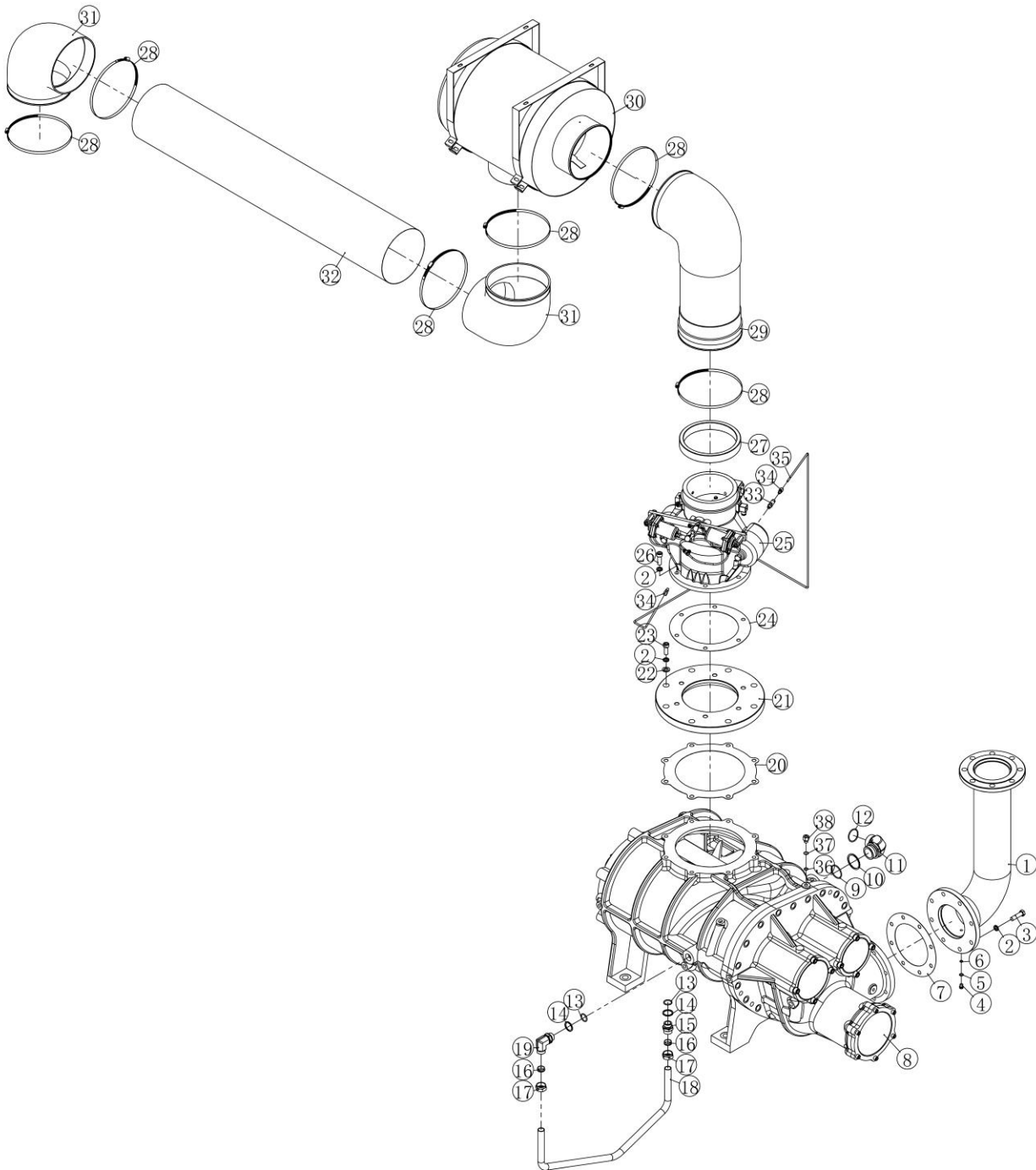
All KRSL Compressors must use KCA recommended fluid for maintenance.

Spare Parts

Recommended spare parts are shown as follows:

ITEM	No.	QTY	PART NUMBER	DESCRIPTION		
1		1	07703 03257 10	Air filter element		
2		2	537705 331800	Oil filter		
3		1	07704 12800 05	Fluid/air separator primary element		
		1	07704 31280 04	Fluid/air separator secondary element		

Airend and Inlet valve

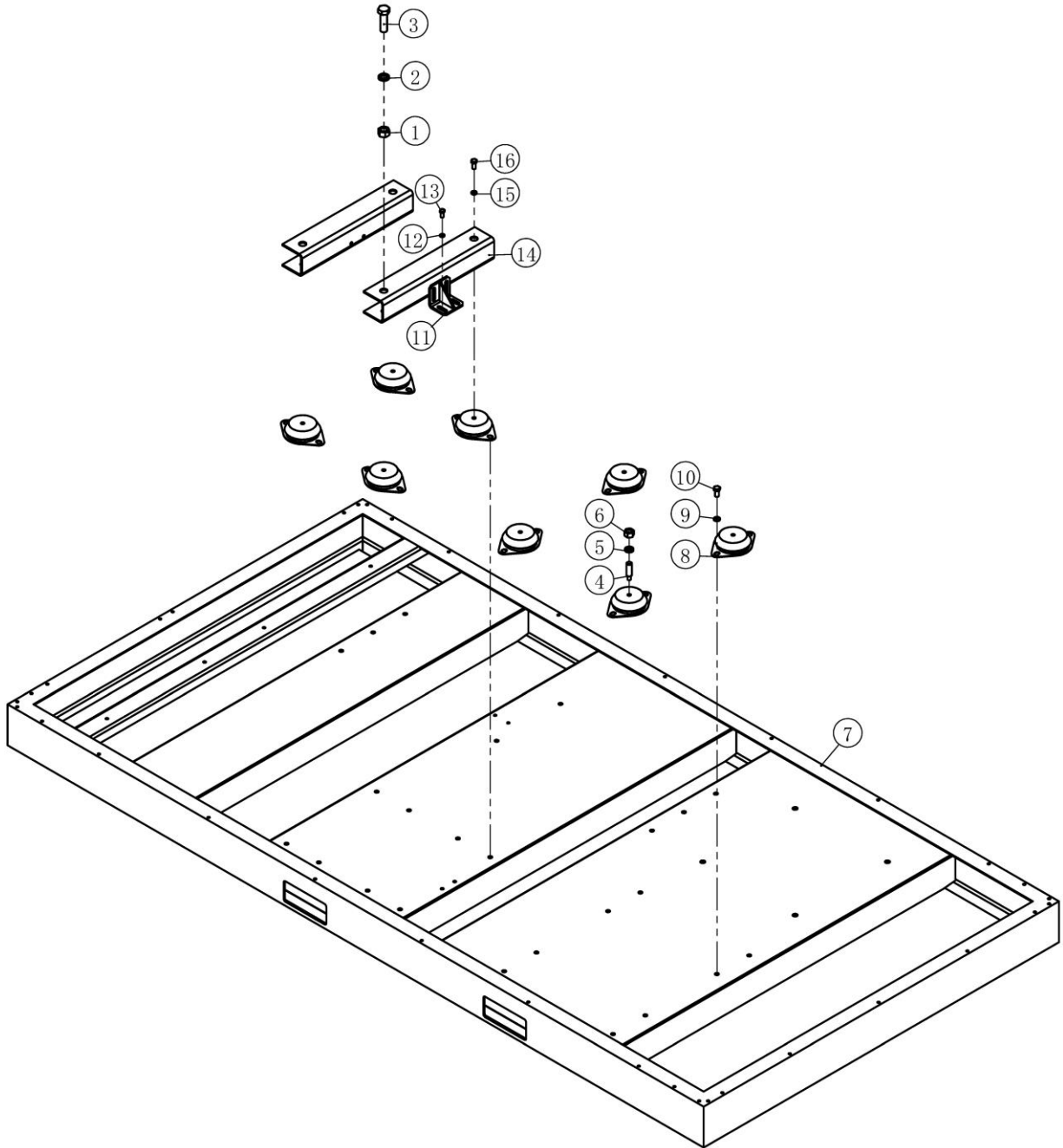


Airend and Inlet valve

NO.	Version	PN	DESCRIPTION	QTY	REMARK
1		95317 01001 00	Airend discharge pipe	1	
2		01365 16000 00	Washer	3	16
3		01307 16060 00	Bolt	1	M16×60
4		18404 03100 00	Plug	1	M12X1.5
5		02201 01215 00	Screw washer	1	
6		02901 00950 10	O ring	1	9.5X1.8
7		02214 20260 80	Gasket	1	
8		1840101	Airend	1	
9		02901 05600 30	O ring	1	56X3.55
10		02201 00050 00	Screw washer	1	
11		22453 06100 64	Adjustable elbow	1	G2-M64*2
12		02901 05150 30	O ring	1	51.5X3.55
13		02901 03000 30	O ring	2	30X3.55
14		02201 00025 00	Screw washer	2	
15		90031 01001 00	Joint	1	
16		01514 02800 00	Cutting sleeve	2	28
17		01504 02800 00	Nut	2	G28
18	S01	93031 01005 00	Oil injection pipe	1	
19		90031 01002 00	Adjustable elbow	1	
20	S02	02217 41081 00	Gasket	1	
21	S01	95317 01003 00	Flange	1	
22		01366 18000 00	Washer	1	18
23		01344 16040 00	Stud	1	M16×40
24		02216 24310 66	Gasket	1	
25		01608 20010 00	Intake valve	1	
25A*		04002 02001 30	Blowdown kit	1	Soelenoid valve, blowdown valve, gasket
25B*		2110101003	Air cylinder	1	
26		01344 16045 00	Stud	1	M16×45
27		02218 23026 50	Clamp	1	
28		04401 23531 10	Hoop	6	
29		02907 27270 59	Flexible pipe	1	
30		537702 325700	Air filter	1	Filter Element 07703 03257 10
31		02910 26525 80	Flexible pipe elbow	2	
32	S01	95317 01005 00	Inlet rigid pipe	1	261x1522
33		01610 03000 00	Check valve	1	
34		01512 06100 00	Joint	2	
35		95317 01002 00	Oil return pipe	1	
36		02901 01400 10	O ring	1	14X1.8
37		02201 01615 02	Screw washer	1	
38		26415 06091 00	Joint	1	M16*1.5-M12*1.5

*Not shown on the drawing

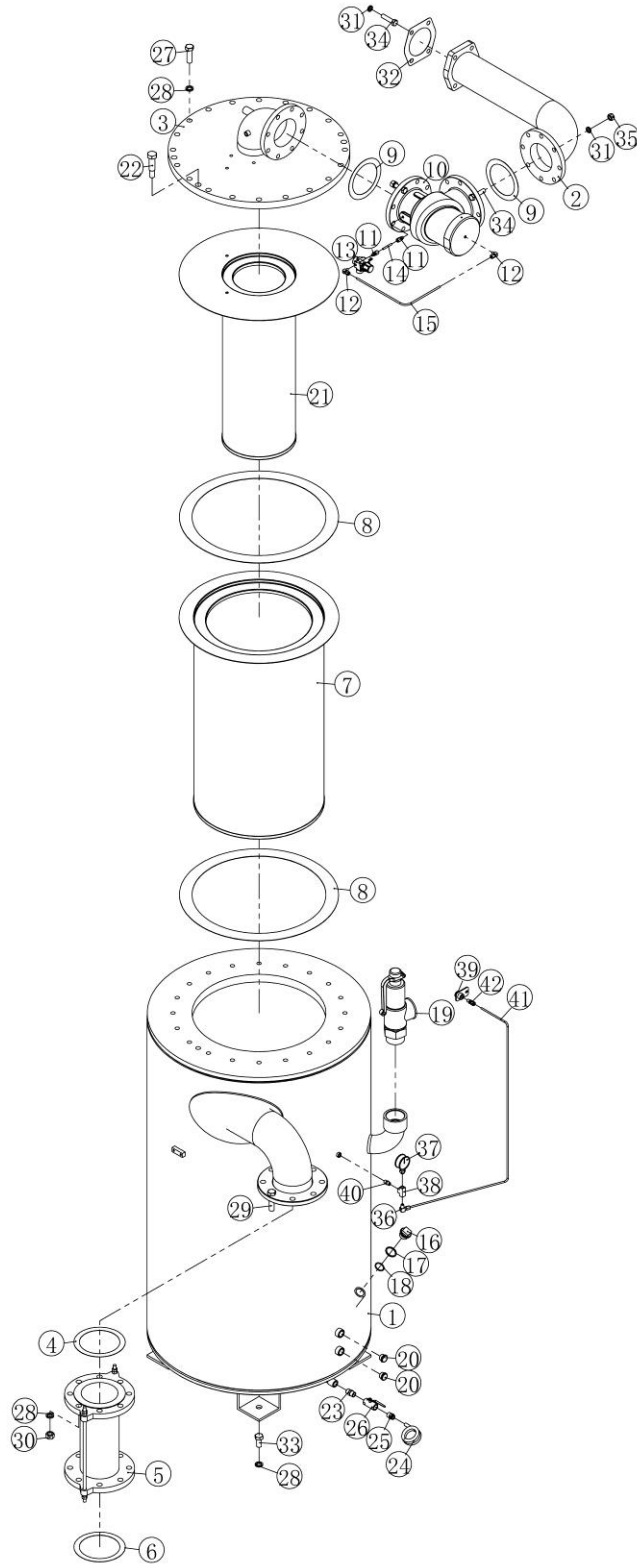
Base Mounting



Base Mounting

NO.	Version	PN	DESCRIPTION	QTY	REMARK
1		01322 27000 00	Nut	1	M27
2		01365 27000 00	Washer	1	27
3		01307 27090 00	Bolt	1	M27×90
4		99131 02001 00	Stud	1	M14-M22
5		01365 22000 00	Washer	1	22
6		01322 22000 00	Nut	1	M22
7	S01	95317 02010 00	Base	1	
8		02905 00333 00	Absorber	8	
9		01365 16000 00	Washer	1	16
10		01307 16030 00	Bolt	1	M16×30
11		97280 02001 00	Fixing plate, shipping	1	
12		01365 12000 00	Washer	1	12
13		01307 12025 00	Bolt	1	M12×25
14	S01	95317 02002 00	Motor support	2	
15		01365 14000 00	Washer	1	14
16		01307 14030 00	Bolt	1	M14×30

Reservoir



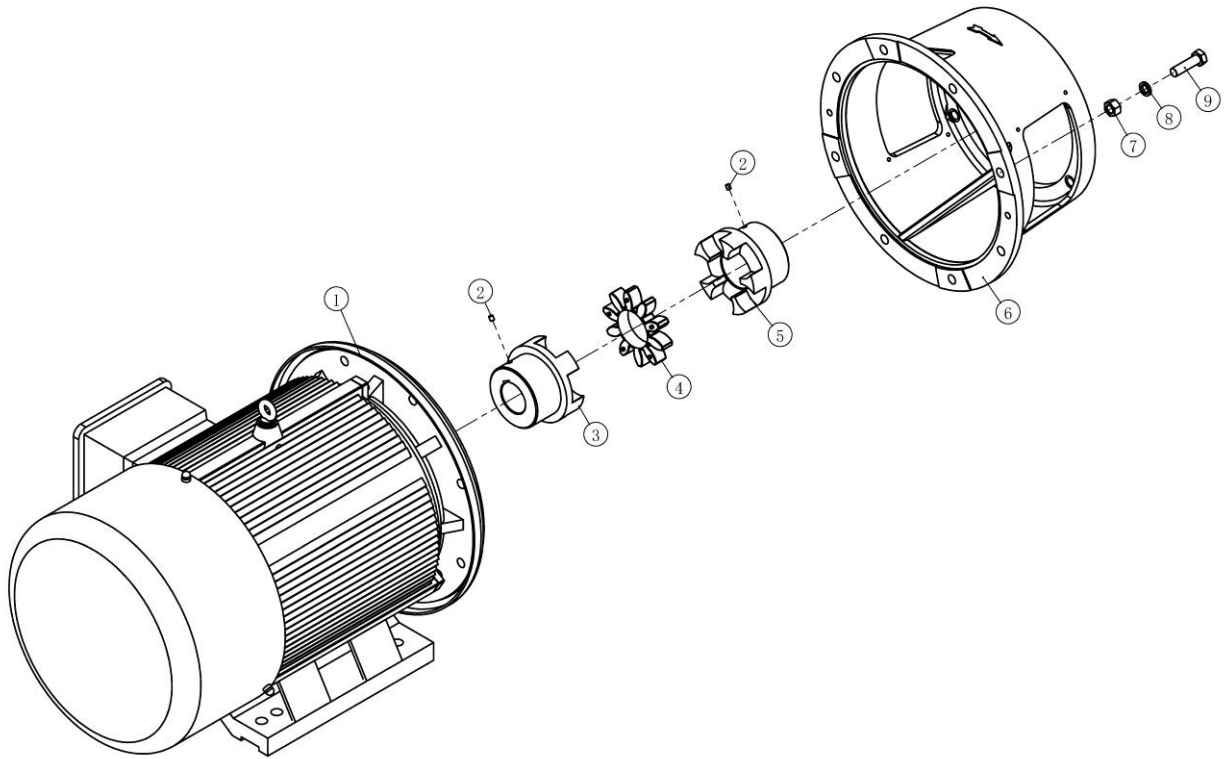
Reservoir

(/)

NO.	Version	PN	DESCRIPTION	QTY	REMARK
1		95317 03010 03	Air/oil separator tank	1	
2		23117 03002 05	Air pipe	1	Tank to after cooler
3		23117 03003 05	Lid	1	
4	S01	02216 15016 00	Gasket	1	
5		26109 07004 00	Corrugated pipe	1	
6	S01	02216 15016 06	Gasket	1	
7		07704 12800 05	Air/oil separator primary element	1	
8	S01	02216 31275 00	gasket	2	
9	S01	02216 12516 00	Gasket	2	
10	S01	01612 12503 80	MPV	1	
10A*		04006 01250 00	MPV kit	1	O'ring 145.42x3.53, spring, support ring (2), o'ring 113.67x5.33 (2), o'ring 132.94x3.53 (2), check spring, check valve element
11	S01	01512 06100 00	Joint	2	
12	S01	01513 06100 00	Joint	2	
13		01616 16413 70	Pressure regulating valve	1	
14		28117 12510 00	Air control pipe	1	
15		28117 12511 00	Air control pipe	1	
16	S01	13340 03003 00	Plug	1	
17	S01	02201 03320 00	Screw washer	1	
18	S01	02901 03350 30	O ring	1	33.5*3.55
19	S01	01601 65060 00	Safety valve	1	
20	S01	02102 00020 00	Sight glass	2	
21		07704 31280 04	Air/oil separator secondary element	1	
22		821141 103030	Bolt	1	
23	S01	13340 03004 00	Joint	1	
24		02917 12500 00	Nylon pipe	1	
25		01543 21012 00	Joint	1	
26	S02	01613 01500 00	Ball valve	1	
27	S01	01307 20065 00	Bolt	1	M20*65
28	S01	01365 20000 00	Washer	3	20
29	S01	01306 20080 00	Bolt	1	M20*80
30	S01	01322 20000 00	Nut	1	M20
31	S01	01365 16000 00	Washer	3	16
32		22104 05100 00	Gasket	1	
33	S01	01307 20040 00	Bolt	1	M20*40
34	S01	01306 16065 00	Bolt	3	M16*65
35	S01	01322 16000 00	Nut	2	M16
36	S01	01513 06130 00	Joint	1	
37	S01	02801 06301 00	Pressure gauge	1	

38	S01	11476 07003 00	Tee joint	1	1/4
39	S01	90217 03100 00	Pressure gauge connecting seat	1	
40	S01	98018 07011 00	Joint	1	
41		23117 03004 05	Connecting pipe	1	
42	S01	01512 06140 00	Joint	1	

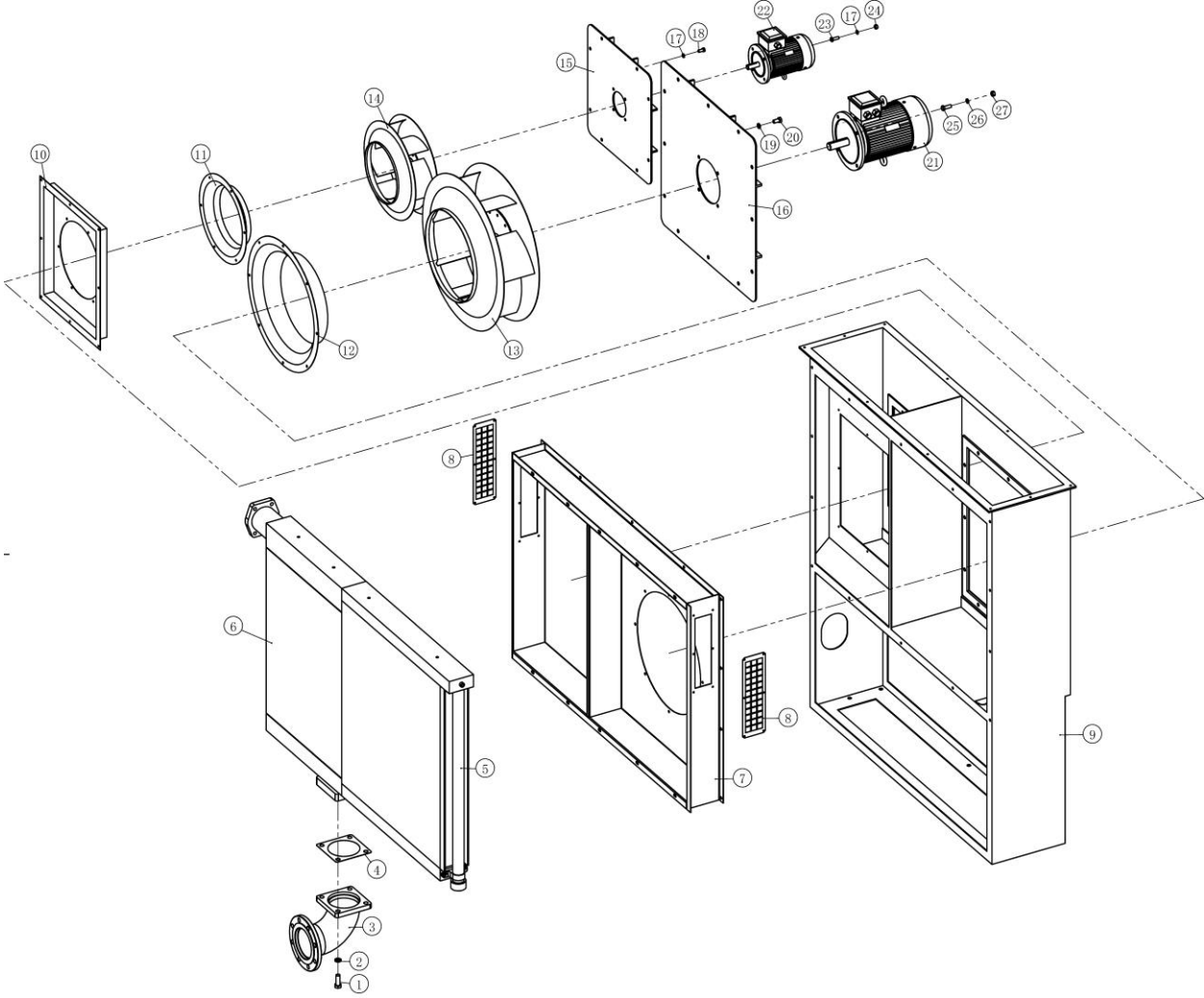
Driving System and Electrical Motor



Driving System and Electrical Motor

NO.	Version	PN	DESCRIPTION	QTY	REMARK
1		64150 46643 28	WEG motor	1	200HP,IE3,460V,60HZ,SF 1.3
2		01347 10010 00	Set screw	2	M10X10
3		01905 09008 00	Half coupling	1	
4		01908 09000 00	Elastomer	1	
5		01905 09010 00	Half coupling	1	
6		95317 04001 00	Motor adaptor	1	
7		01322 22000 00	Nut	1	M22
8		01365 22000 00	Washer	1	22
9		01307 22080 00	Bolt	1	M22×80

Air Cooler

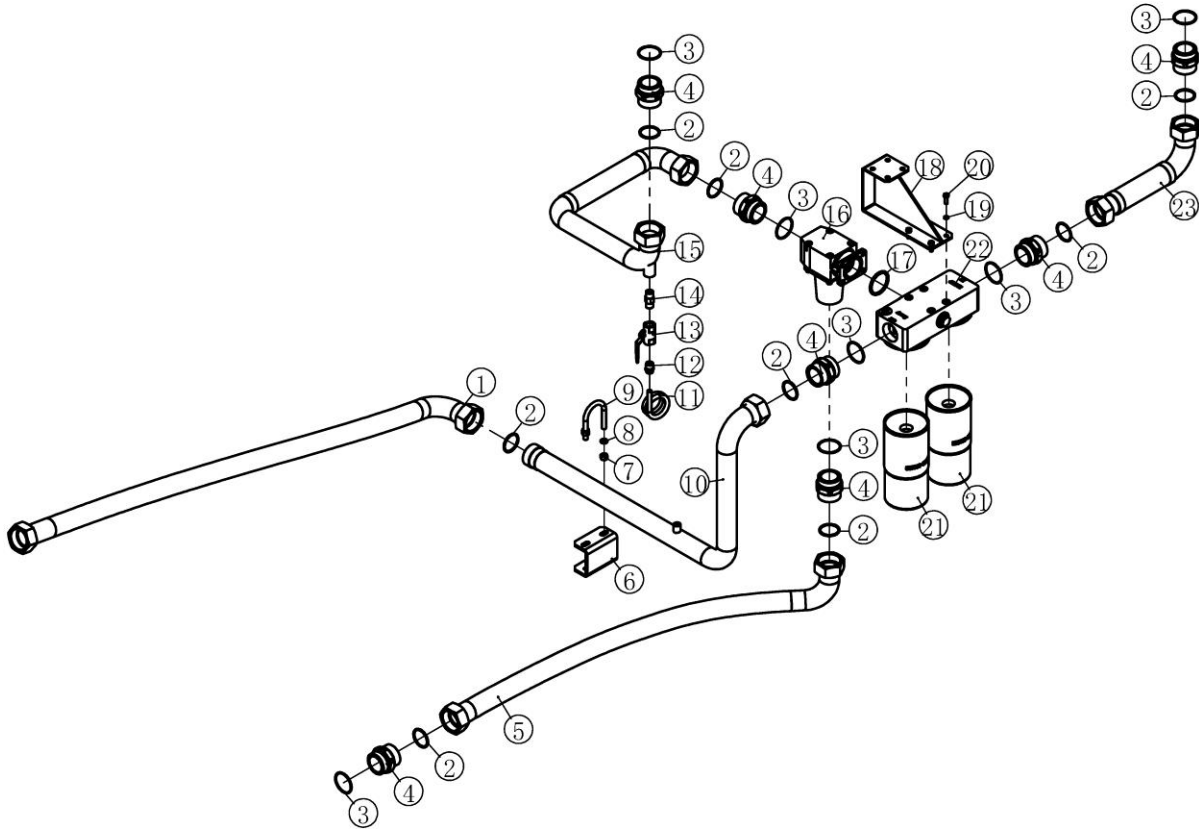


Air Cooler

(/)

NO.	Version	PN	DESCRIPTION	QTY	REMARK
1		01307 20055 00	Bolt	1	M20×55
2		01365 20000 00	Washer	1	20
3		23117 05003 05	Air discharge pipe	1	
4		02217 15004 21	Gasket	1	
5	S01	23117 05010 10	Oil cooler	1	
6	S01	23117 05010 20	After cooler	1	
7	S01	23117 05001 05	Cooler support	1	
8	S01	95217 05110 00	Cooler support mesh plate	2	
9	S01	23117 05002 05	Centrifugal fan support	1	
10	S01	97217 05004 00	Collector mounting plate	1	
11		07261 45000 22	Collector	1	
12		07262 71000 20	Collector	1	
13		07262 71038 10	Impeller	1	
14		07261 45024 12	Impeller	1	
15	S01	97217 05007 00	Fan motor fixing plate	1	
16	S01	95217 05006 00	Fan motor fixing plate	1	
17		01365 12000 00	Washer	2	12
18		01307 12025 00	Bolt	1	M12×25
19		01365 16000 00	Washer	1	16
20		01307 16030 00	Bolt	1	M16×30
21		66004 36651 25	WEG motor(4KW)	1	
22		64115 46651 25	WEG motor(1.5KW)	1	
23		01307 12035 00	Bolt	1	M12×35
24		01322 12000 00	Nut	1	M12
25		01307 14040 00	Bolt	1	M14×40
26		01365 14000 00	Washer	1	14
27		01322 14000 00	Nut	1	M14

Fluid Piping



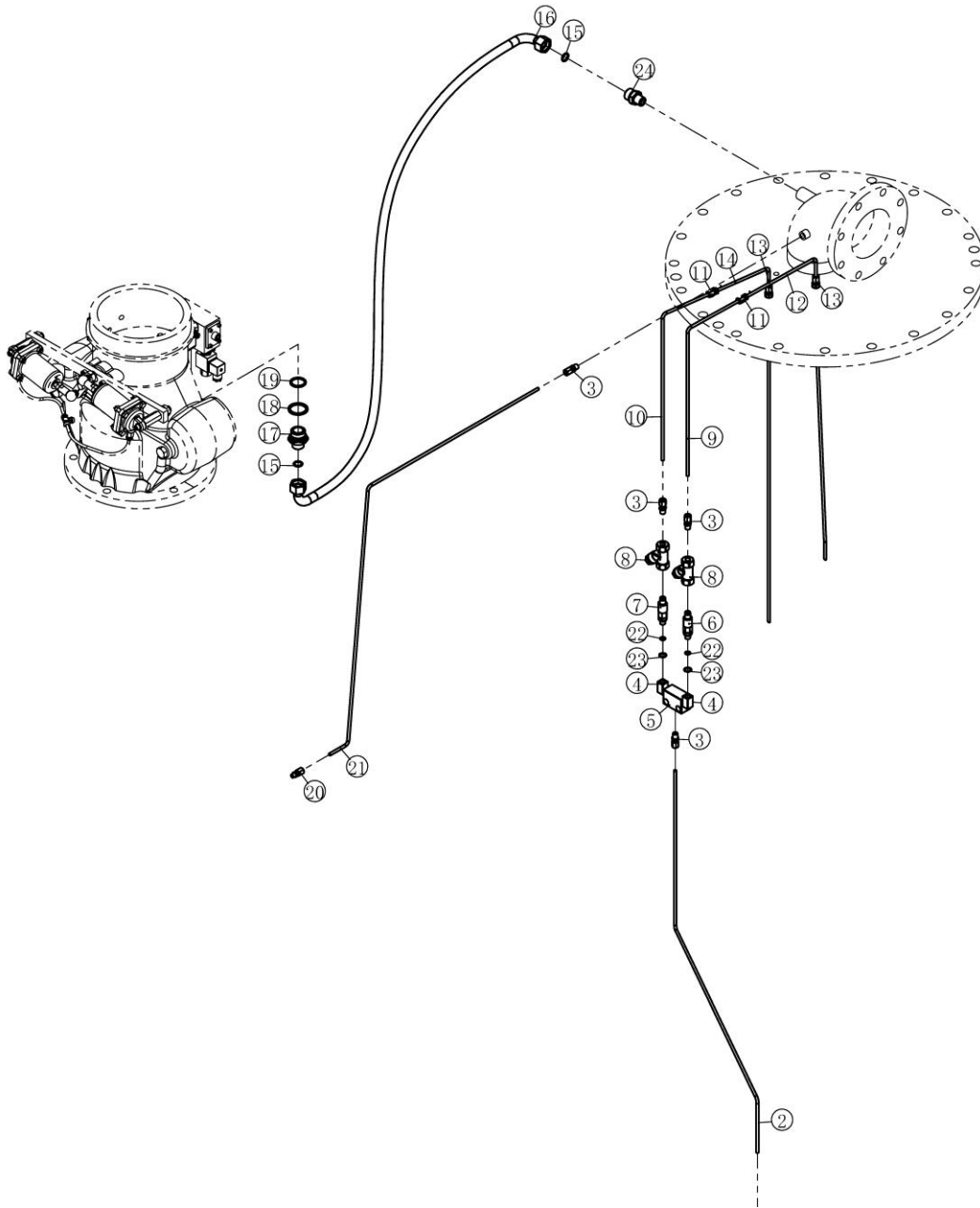
Fluid Piping

(/)

NO.	Version	PN	DESCRIPTION	QTY	REMARK
1		95317 06001 00	Oil pipe	1	Inlet airend
2		02901 05150 30	O ring	8	51.5X3.55
3		02901 93200 30	O ring	7	3-932
4		92001 07003 00	Joint	7	
5		23117 06006 05	Oil pipe	1	Tank to thermal valve
6		26117 06007 00	Oil pipe support	1	
7		01322 12000 00	Nut	2	M12
8		01365 12000 00	Washer	2	12
9		01313 05700 00	U bolt	1	57
10		23117 06005 05	Oil pipe	1	Outlet oil filter
11		02917 12500 00	Nylon pipe	1	
12		01543 21012 00	Joint	1	
13		01613 01500 00	Ball valve	1	DN15
14		18404 07110 00	Joint	1	R0.5-R0.5
15		23117 06002 00	Oil pipe	1	Thermal valve to oil cooler
16		01611 05016 00	Thermal valve	1	
16A*		04004 50160 00	Thermal valve kit	1	Thermal element, Oring 80x3.65
17		02901 33300 00	O ring	1	
18		23117 06001 00	Oil filter mounting plate	1	
19		01365 08000 00	Washer	4	8
20		01307 08025 00	Bolt	4	M8x25
21		537705 331800	Oil filter	2	
22		07705 05006 06	Oil filter seat	1	
23		23117 06003 00	Oil pipe	1	Oil cooler to oil filter

*Not shown on the screen.

Air Piping

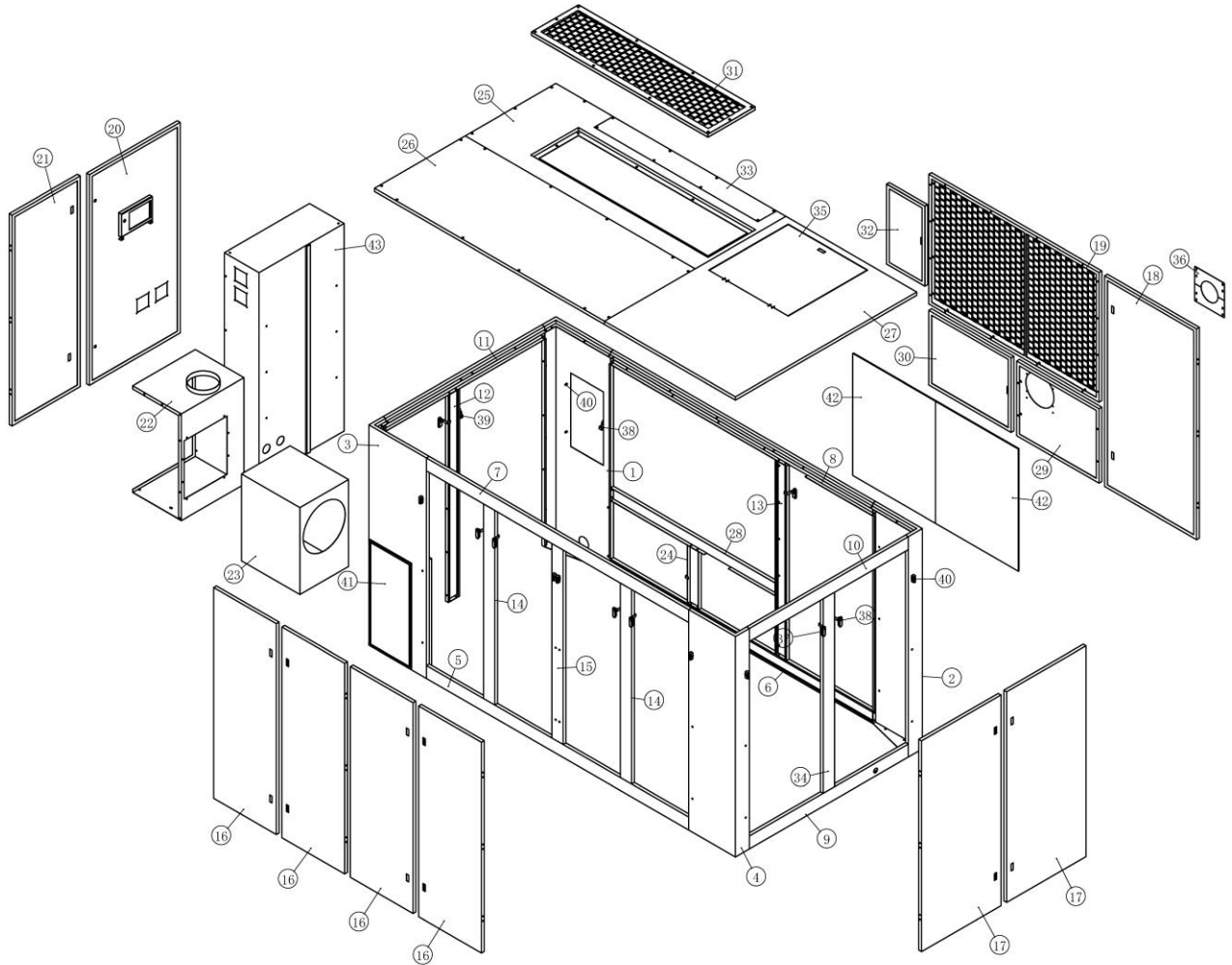


Air Piping

(/)

NO.	Version	PN	DESCRIPTION	QTY	REMARK
1		01523 06670 01	Joint	1	
2		23117 07007 05	Scavenging pipe	1	
3		01512 06130 00	Joint	4	
4		16315 07210 00	Elbow	2	
5		16315 07005 01	Connecting seat	1	
6		01610 01008 00	Visible check valve	1	
7		01610 01020 02	Visible check valve	1	
8		07706 00025 00	Y filter	2	
9		23117 07006 05	Scavenging pipe	1	
10		23117 07004 05	Scavenging pipe	1	
11		01558 06000 00	Joint	2	
12		23117 07005 05	Scavenging pipe	1	
13		14435 03300 09	Joint	2	
14		23117 07003 05	Scavenging pipe	1	
15		02901 01600 20	O ring	2	16X2.65
16		23117 07001 05	Blow down pipe	1	
17		12315 06002 09	Joint	1	
18		02201 00025 00	Screw washer	1	
19		02901 03000 30	O ring	1	30X3.55
20		01512 06100 00	Joint	1	
21		23117 07002 05	Air control pipe	1	
22		02901 00950 10	O ring	2	9.5X1.8
23		02201 01215 00	Screw washer	2	
24		13315 03006 00	Joint	1	

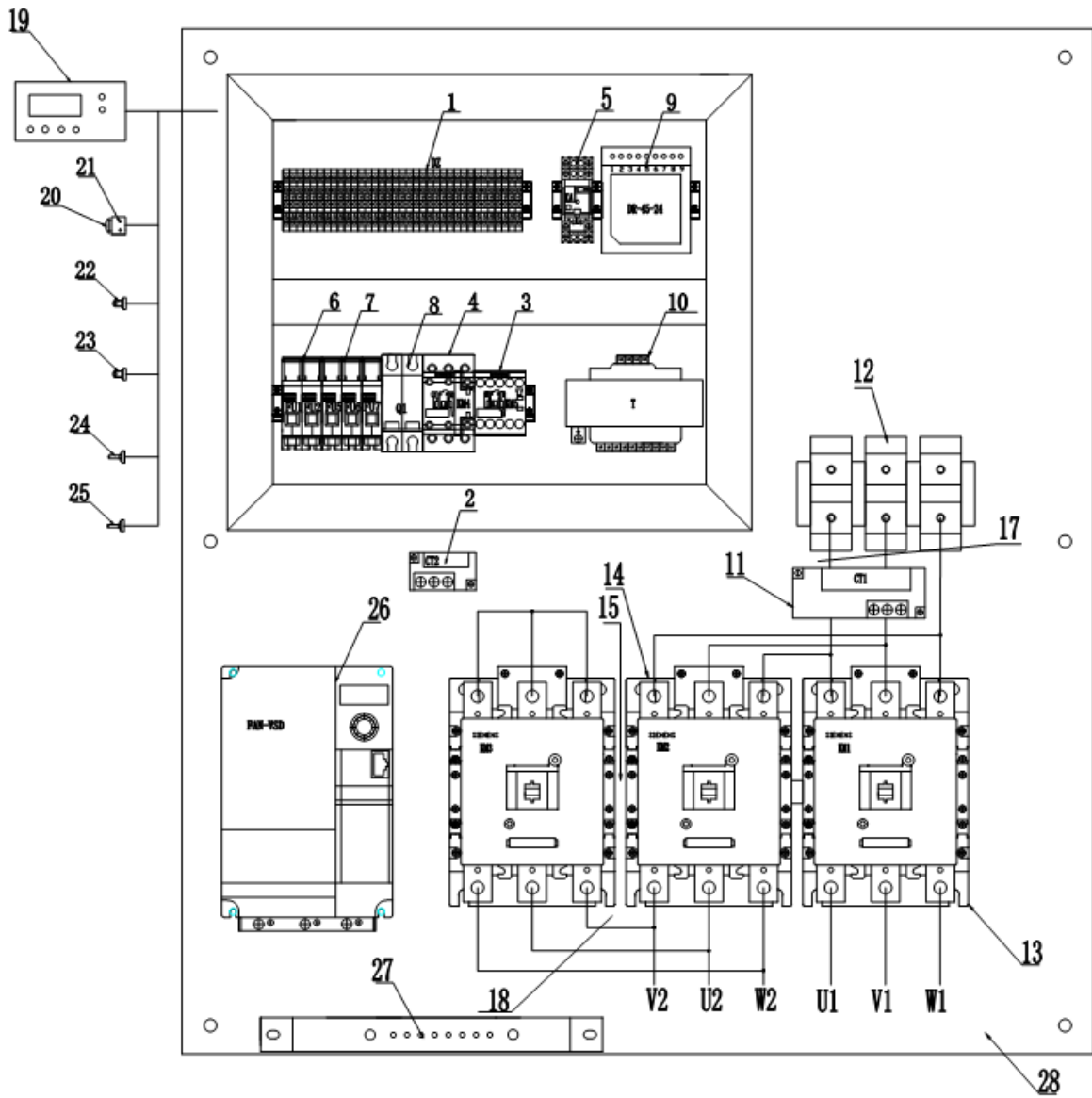
Canopy



Canopy

NO.	Version	PN	DESCRIPTION	QTY	REMARK
1		23117 08001 05	Support	1	
2		95317 08002 00	Support	1	
3		23117 08003 00	Support	1	
4		95317 08001 00	Support	1	
5		23117 08005 05	Beam	1	
6		23117 08006 05	Beam	1	
7		23117 08007 05	Beam	1	
8		23117 08008 05	Beam	1	
9		23117 08009 00	Beam	1	
10		23117 08011 00	Beam	1	
11		23117 08012 00	Beam	1	
12		23117 08013 00	Support	1	
13		23117 08140 00	Support	1	
14		23117 08015 00	Support	2	
15		23117 08160 05	Support	1	
16		23117 08170 05	Door	4	
17		23117 08018 00	Door	2	
18		23117 08190 05	Door	1	
19		23117 08200 05	Cooler mesh plate	1	
20		23117 08021 00	Door	1	
21		23177 08020 00	Door	1	
22		23117 08230 00	Air inlet port	1	
23		23177 0824 03	Motor air inlet	1	
24		23117 08250 05	Support	1	
25		23117 08260 05	Top cover	1	
26		23117 08270 05	Top cover	1	
27		95317 08003 00	Top cover	1	
28		23117 08300 05	Beam	1	
29		23117 08310 05	Door	1	
30		23117 08320 05	Door	1	
31		23117 08330 05	Top mesh plate	1	
32		94217 08340 00	Seal plate	1	
33		23117 08350 05	Top seal plate	1	
34		23117 08037 00	Support	1	
35		23117 08039 00	Seal plate	1	
36		01561 00150 00	Discharge seal plate	1	
37		02702 84363 07	Lock	4	
38		02702 84363 03	Lock	6	
39		02702 70536 20	Lock	1	
40		02701 20601 00	Hinge	11	
41		23117 08400 00	Filter plate	1	
42		23117 08100 05	Filter plate	2	
43		23117 08029 00	Electrical box	1	

Electrical Enclosure



Electrical Enclosure

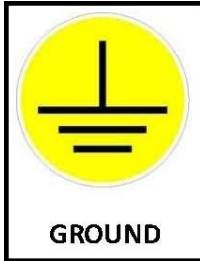
(FS)

NO.	PN	DESCRIPTION	QTY	REMARK
1	08703 00004 00	Terminal block	35	DZ
2	02824 20040 00	Fan motor current transformer	1	CT2
3	02825 60038 00	Fan motor contactor	1	KM5
4	02825 60018 01	Fan motor contactor	1	KM4
5	02814 00002 00	Intermediate relay seat	1	KA1
	02814 01102 00	Intermediate relay	1	
6	02820 00001 00	Fuse block	2	FU1-FU2
7	02820 00001 00	Fuse block	3	FU5-FU7
8	02819 06526 00	Miniature breaker	1	Q1
9	02808 04524 00	Switching power supply	1	DR
10	02818 05001 50	Transformer	1	T
11	02824 00400 01	Main motor current transformer	1	CT1
12	08703 00240 00	Terminal	3	TC1
13	02825 60245 01	AC contactor	1	KM1
14	02825 60245 01	AC contactor	1	KM2
15	09705 31954 20	Mechanical interlocking	1	HS
16	02825 60245 01	AC contactor	1	KM3
17	08704 02070 00	Cable	3.0m	BVR
18	02829 20225 01	Contatcor copper bar	1	TP
19	02811 15194 47	Controller	1	XSQ
20	02827 04844 00	Emergency button	1	JT
21	02827 04104 00	Emergency button seat	1	JT
22	02810 01097 00	Pressure sensor	1	DP
23	02810 01097 00	Pressure sensor	1	SP
24	02810 30965 00	Temperature sensor	1	DT
25	02810 30965 00	Temperature sensor	1	ST
26	02828 01075 05	Fan motor inverter	1	FAN-VSD
27	02829 53030 00	Grounding copper bar	1	JDTP
28		Electrical control board	1	DKB
*29	02821 10002 00	Fuse	3	FU5-FU7
*30	02821 10006 00	Fuse	2	FU1-FU2

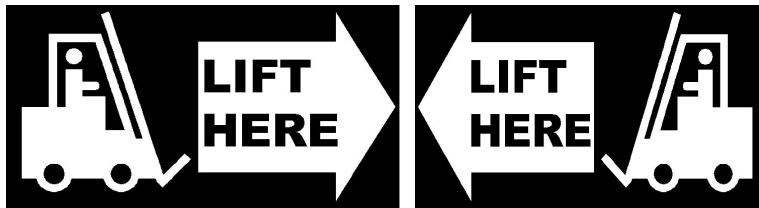
Note: * Items are not shown on the drawing.

Decals

Decals information is shown as following.



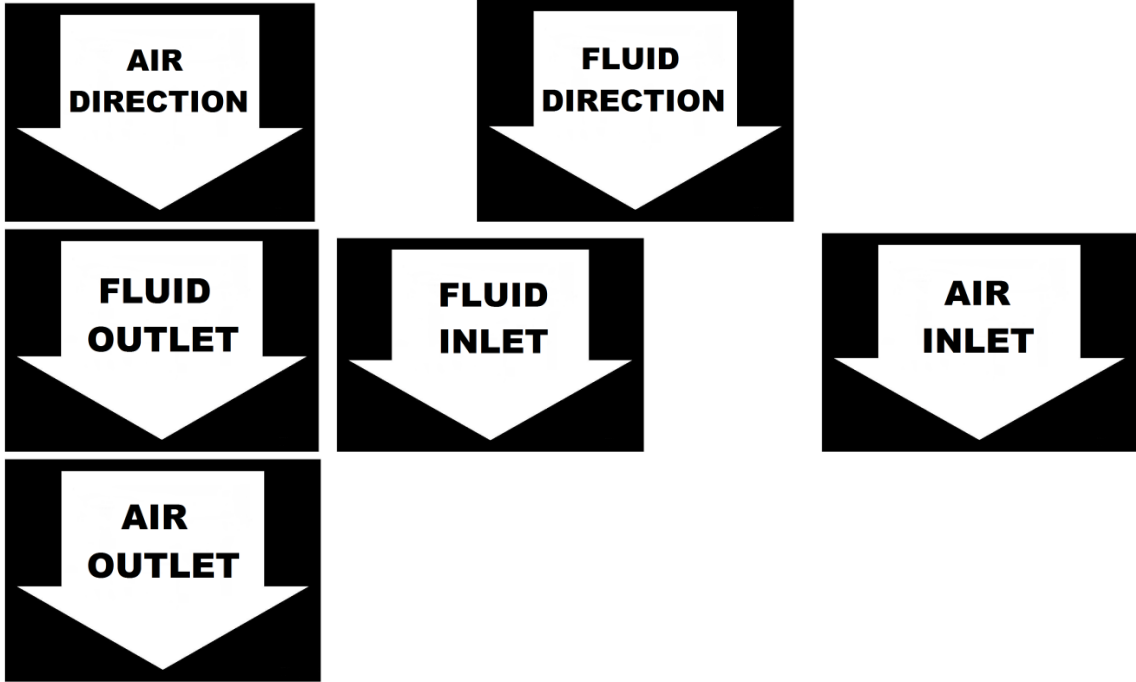
Decals



NOTE:

1. DECALS P/N : 142939

Decals



NOTE:

- 1. DECALS P/N : 142939

Standard Terms and Conditions

These terms and conditions govern the sale of Products (“Rotary Screw Air Compressors and parts”) and provisions of services by Kaishan Technologies Compressor Co. Ltd (Seller) and its authorized representative or buyer. These terms and conditions (“Agreement”) take precedence over Buyer’s supplemental or conflicting terms and conditions to which notice of objection is hereby given. Neither Seller’s commencement of performance or delivery shall be deemed or construed as acceptance of Buyer’s supplemental or conflicting terms and conditions. Kaishan Technologies Compressor’s failure to object to conflicting or additional terms will not change or add to the terms of this agreement. Buyer’s acceptance of the Products and/or Services from Seller shall be deemed to constitute acceptance of the terms and conditions contained herein.

Orders: All orders placed by Buyer are subject to acceptance by Seller. Orders may not be canceled or rescheduled without Seller’s written consent. All orders must identify the products, unit quantities, part numbers, applicable prices and requested delivery dates of the Products being purchased. Seller may at its sole discretion allocate Product among its Buyer. Seller may designate certain Products and Services as non-cancelable, non-returnable and the sale of such Products shall be subject to the special terms and conditions contained in Seller’s Customer Acknowledgement or Non-Returnable Product Form, which shall prevail and supersede any inconsistent terms and conditions contained herein or elsewhere.

Prices: The prices of the Products are those prices specified on the front of the invoice or contained within an agreed written contract. Price quotations shall automatically expire in thirty (30) days from the date issued, or as otherwise stated in the quotation.

Taxes: Unless otherwise agreed to in writing by Seller, all prices quoted are exclusive of transportation and insurance costs, duties, and all taxes including federal, state and local sales, excise and value added, goods and services taxes, and any other taxes. Buyer agrees to indemnify and hold Seller harmless for any liability for tax in connection with the sale, as well as the collection or withholding thereof, including penalties and interest thereon. When applicable, transportation and taxes shall appear as separate items on Seller’s invoice.

Payment: Payment may be made by check, money order, credit card, or wire transfer (all fees are borne by the Buyer). Where Seller has extended credit to Buyer, terms of payment shall be net thirty (30) days from date of invoice, without offset or deduction. On any past due invoice, Seller may impose a monthly interest rate. If Buyer fails to make the required payments the Seller will impose the interest rate each month. If Buyer fails to make each payment when it is due, Seller reserves the right to withdraw credit and thereby suspend or cancel performance under any or all purchase orders or agreements in which Seller has extended credit to Buyer. In the event of default by Buyer, Seller shall be entitled to costs, fees, and expenses including but not limited to recovery of attorney fees, court costs and fees, and collections costs.

Standard Terms and Conditions

Delivery and Title: The locations of shipment delivery will be made according to the Seller and Buyer agreement. Title and risk of loss pass to the Buyer upon delivery of the Product to the carrier. Seller's delivery dates are estimates only and Seller is not liable for delays in delivery or for failure to perform due to causes beyond the reasonable control of the Seller, nor shall the carrier be deemed an agent of the Seller. A delayed delivery of any part of an Order does not entitle Buyer to cancel other deliveries. Kaishan Technologies Compressor will comply with various federal, state and local laws and regulation concerning occupational health, safety and environment concerns. Buyer has full responsibility to comply with those laws and regulations during the installation and operation of the equipment.

Acceptance / Returns: Shipments will be deemed to have been accepted by Buyer upon delivery of the said shipments to Buyer unless rejected upon receipt. Buyer shall perform all inspections and tests. Buyer deems necessary as promptly as possible but in no event later than 7 days after receipt of Products, at which time Buyer will be deemed to have irrevocably accepted the Products. Any discrepancy in shipment quantity must be reported within 7 days after receipt of Products. Buyer may not return Products without a Return Material Authorization ("RMA") number. RMA's valid for 30 days from the date issued.

Standard Warranty: Buyer will honor Product warranties and indemnities authorized by the manufacturer, including any transferable. 90 days warranty is given for service parts from receipt date. Seller warrants to Buyer that Products purchased hereunder will conform to the applicable manufacturer's specifications for such products and that any value-added work performed by Seller on such Products will conform to applicable Buyer's specifications. If Seller breaches this warranty, Buyer's remedy is limited to (at Seller's election) (1) refund of Buyer's purchase price for such Product (without interest), (2) repair of such Products, or (3) replacement of such Products provided that such Products must be returned to Seller, along with acceptable evidence of purchase within 13 days from date of delivery, transportation charges prepaid. No warranty will apply if the Product has been subject to misuse, neglect, accident or modification.

Limitation of Liabilities: Buyer shall not be entitled to, and Seller shall not be liable for, loss of profit or revenue, promotional or manufacturing expenses, overheads expenses, business interruption cost, loss of data, removal or reinstallation costs, injury to reputation of buyer, punitive damages, loss of contractor orders or any indirect, special, incidental or consequential damages of any nature. Buyer's recovery from seller for any claim shall not exceed the purchase price paid for the affected products irrespective of the nature of the claim whether in contract, tort, warranty, or otherwise. Buyer will indemnify, defend and hold seller harmless from any claims based on (a) Seller's compliance with buyer's designs, specifications, or instructions, (b) Modification of any products by anyone other than Seller, or (c) use in combination with other products not supplied by seller.

Standard Terms and Conditions

Use of Products: Unless otherwise specified. Products sold by Seller are not designed, intended or authorized for use in life support, life sustaining, nuclear, or other applications in which the failure of such Products could reasonably be expected to result in personal injury, loss of life or catastrophic property damage. If buyer uses or sales the Products for use in any such applications: (1) Buyer acknowledges that such use or sale is at Buyer's sole risk; (2) Buyer agrees that Seller and the manufacturer of the Products are not liable, in whole or in part, for any claim or damage arising from such use; and (3) Buyer agrees to indemnify, defend and hold Seller and the manufacturer of the Products harmless from and against any and all claims, damages, losses, costs, expenses and liabilities arising out of or in connection with such use or sale.

Force Majeure: Seller is not liable for failure to fulfill its obligations for any accepted Order or for delays in delivery due to causes beyond Seller's reasonable control including, but not limited to, acts of God, natural or artificial disaster, riot, war, strike, delay by carrier, shortage of Product, acts or omissions of other parties, acts or omissions of civil or military authority, Government priorities, changes in law, material shortages, fire, strikes, floods, epidemics, quarantine restrictions, acts of terrorism, delays in transportation or inability to obtain labor, materials or products through its regular sources, which shall be considered as an event of force majeure excusing Seller from performance and barring remedies for non-performance. In an event of force majeure condition, the Seller's time for performance shall be extended for a period equal to the time lost as a consequence of the force majeure condition without subjecting Seller to any liability or penalty. Seller may, at its option, cancel the remaining performance, without any liability or penalty, by giving notice of such cancellation to the Buyer.

General: (a) Seller will comply with state law for any dispute from buyer. (b) Buyer may not assign this Agreement without the prior written consent of Seller. Seller or its affiliates may perform the obligations under this Agreement. This Agreement is binding on successor and assigns, (c) Products, including software or other intellectual property, are subject to any applicable rights of third parties, such as patents, copyrights and/or user licenses.

Appendix

(If your machine is standard, this page is blank.)

Contact Information

Kaishan Compressor, LLC.,
Add.: 15445 Industrial Park Dr. Loxley, AL , Post code: 36551
Office number: +1 251-202-0577
www.KaishanUSA.com