

OPERATION MANUAL

MAIN LINE FILTER Series AFF

To get the best performance from your purchase, be sure to read this manual carefully before use.

Refer drawings or catalogue for construction and specifications.

Understand this operation manual will be revised without notification.

MERITS

- Attach to the main piping to remove contaminants of oil, water, foreign material in compressed air.
- Filtration rating: 3 μm (Filtration efficiency : 99%)

HINTS ON CORRECT USE


Keep following to operate Main line filter properly.

Do not use under following environment.


Chemicals



Environment Higher than 60




Vibration, Impact

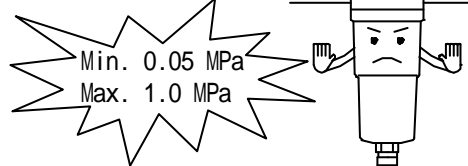


Do not use under following conditions.

Fluid other than compressed air



Air pressure more than 1.0 MPa** and 0.05MPa* or less




*N.C.auto drain: Min. 0.15 MPa

*N.O.auto drain: Min. 0.1 MPa

WARNING
Following environments lead to cause breakage.

** Option H: 1.6 MPa (Only 2C ~ 22C)


Place where more than 0.1 MPa of intermittent pressure drop occurs.



Over rated flow



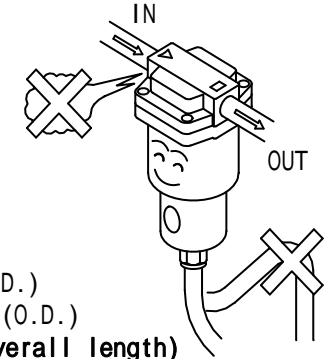
Place where air flows backwards



WARNING
Following conditions Cause element breakage

Precautions for installation.

- Install vertically.
- Flush inside of pipings with air.
- Do not pipe upwardly.
- Ensure no leakage.
- Keep sight glass in front.
- Drain while liquid level is visible.
- Drain piping: 5 m or less*
N.C. auto drain: 4 or more (I.D.), 10 (O.D.)
N.O. auto drain : 6.5 or more (I.D.), 10 (O.D.)
*AFF75B: 9 or more (I.D.), 2.8 m or less (overall length)



MAINTENANCE

Replace the element when one of followings occurs.

Pressure drop reaches 0.1 MPa.

Element operates for 2 years.

Element ass'y (gasket, o-ring accessory) model number: AFF-EL***

*** is AFF size symbol. (ex.: AFF-EL2B)

【How to replace element ass'y】
First, discharge the pressure in the body. (Make pressure 0 MPa.)

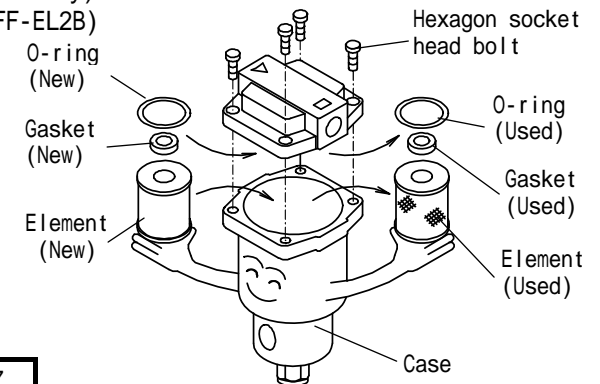
Remove four hexagon socket head bolt.

Replace element, gasket, o-ring.

Tighten hexagon socket head bolt.

Reference table production no.

showing production month and year of a filter. (Mo 2008.1)



SYMBOL	M	N	o	...	Z
Year	2008	2009	2010	...	2021
SYMBOL	o	P	Q	...	Z
Month	Jan	Feb	Mar	...	Dec

SMC Corporation

Phone: +81 3 5207 8249 Fax: +81 3 5298 5362

Specifications are subject to change without prior notice and any obligation the part of the manufacturer

©2008 SMC Corporation All Rights Reserved.