



Moisture Minder®

Energy Efficient Automatic Drain

Zero loss energy efficient drain rated for up to 5HP

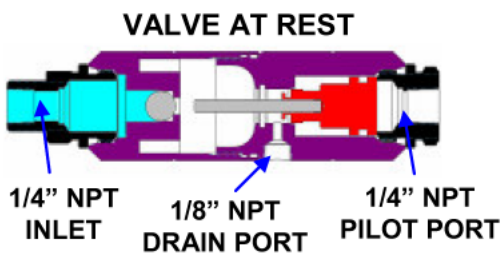
- Requires **no** electricity
- Standard valve rated at 300 PSI
- Optional rating to 600 PSI
- Lowest pressure drop of any automatic drain
- Stainless steel & anodized aluminum construction
- Automatically cycles off un-loader line
- Easy installation
- Unlimited mounting options!



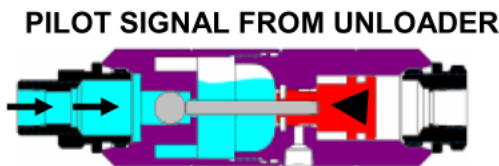
P/N 142-0000

Typical Applications include: HVAC, dental, medical, handicap accessible doors, beverage compressors and fire sprinkler systems


How it works:



Condensation enters left hand, or water inlet, of valve.



Pilot signal causes piston to shift, closing off the drain port. As piston continues to move it will open up the stainless ball check allowing condensate to be forced into the internal reservoir creating a discharge pressure.



When pilot signal is relieved, piston returns to home position. The ball check closes preventing zero pressure loss in the system. The drain port opens and stored condensate is ejected from the drain port.

Tsunami Compressed Air Solutions™ is a division of



connect with us



Toll Free: 1-800-782-5752
Fax: (763) 295-6601
Website: www.tsunami.us.com
E-mail: info@gosuburban.com